

The image shows the front cover of an annual report. It is framed by a decorative border of small yellow stars. The text is centered and reads: "SAHARA ONE MEDIA AND ENTERTAINMENT LIMITED" in a bold, blue, sans-serif font. Below this, there is a line of asterisks. The next line reads "Annual Report" in a bold, red, serif font. Below that is the year "2017-2018" in a bold, red, sans-serif font. Another line of asterisks follows. The background is white.

The image shows the front cover of an annual report. It is framed by a decorative border of small yellow stars. The text is centered and reads: "SAHARA ONE MEDIA AND ENTERTAINMENT LIMITED" in a bold, blue, sans-serif font. Below this, there is a line of asterisks. The next line reads "Annual Report" in a bold, red, serif font. Below that is the year "2017-2018" in a bold, red, sans-serif font. Another line of asterisks follows. The background is white.

The image shows the front cover of an annual report. It is framed by a decorative border of small yellow stars. The text is centered and reads: "SAHARA ONE MEDIA AND ENTERTAINMENT LIMITED" in a bold, blue, sans-serif font. Below this, there is a line of asterisks. The next line reads "Annual Report" in a bold, red, serif font. Below that is the year "2017-2018" in a bold, red, sans-serif font. Another line of asterisks follows. The background is white.

The image shows the front cover of an annual report. It is framed by a decorative border of small yellow stars. The text is centered and reads: "SAHARA ONE MEDIA AND ENTERTAINMENT LIMITED" in a bold, blue, sans-serif font. Below this, there is a line of asterisks. The next line reads "Annual Report" in a bold, red, serif font. Below that is the year "2017-2018" in a bold, red, sans-serif font. Another line of asterisks follows. The background is white.

ANNUAL REPORT 2017-2018

BOARD OF DIRECTORS

Shri Om Prakash Srivastava
(Director)

Shri Ranvir Singh Rathore
Independent Director

Shri Brijendra Sahay
Independent Director

Shri Jagdish Narain Roy
Independent Director

Smt Rana Zia
(Whole Time Director)

REGISTERED OFFICE

Sahara India Point, CTS 40-44,
S.V Road, Goregaon (West),
Mumbai-400 104.

HEAD FINANCE

Shri Sanjay Garg

CHIEF FINANCIAL OFFICER

Shri Prakash Chandra Tripathy

COMPANY SECRETARY

Shri Sukhmendra Kumar

BANKERS

The ICICI Bank Limited
IDBI Bank Limited
Punjab National Bank
ING Vysya Bank

REGISTRAR & SHARE TRANSFER AGENT

Link Intime India Private Limited :
C-101, 247Park, L.B.S. Marg,
Vikhroli (West), Mumbai – 400083

BRANCH/DIVISION /UNITS

Sahara India Bhawan
1, Kapoorthala Complex,
Lucknow-226024

Sahara India Complex,
C-2, C-3 & C-4, SectorXI
Noida, U.P-201301

STATUTORY AUDITORS

M/s D.S. Shukla & Company
Chartered Accountants, Mumbai

SECRETARIAL AUDITORS

M/s C.P. Shukla & Co,
Company Secretary, Lucknow



SAHARA ONE MEDIA AND ENTERTAINMENT LIMITED

CIN: L67120MH1981PLC024947

REGISTERED OFFICE : Sahara India Point, CTS 40-44, S.V. Road,
Goregaon (W), Mumbai-400104. **Tel:** 022 4287 1111. **Fax:** 022 4287 2075
E-mail : investors@sahara-one.com **Web site:** www.sahara-one.com

NOTICE

Notice is hereby given that the 37th Annual General Meeting of the Members of Sahara One Media and Entertainment Limited will be held on Saturday, the 29th day of September 2018 at 1:30 P.M. at the Registered Office of the Company at Sahara India Point, CTS 40-44, S.V. Road, Goregaon (W), Mumbai-400 104 to transact the following business:-

Ordinary Business:

1. To receive, consider and adopt the Audited Financial Statements (Standalone & Consolidated) for the Financial Year ended 31st March, 2018, Directors Report and Auditors Report thereon.
2. To appoint a Director in place of Shri R.S. Rathore, who retires by rotation and being eligible, offer himself for re-appointment.

"RESOLVED THAT pursuant to the provisions of Section 152 and other applicable provisions, if any, of the Companies Act, 2013, the approval of the members of the Company be and is hereby accorded to re-appoint Shri R.S.Rathore (DIN: 00265568) as Independent Director of the Company who shall be liable to retire by rotation."

3. To consider and if thought fit, to pass with or without modification the following resolution as an Ordinary Resolution:

"RESOLVED THAT pursuant to the provisions of Sections 139, 142 and other applicable provisions, if any, of the Companies Act, 2013 (the Act) and the Companies (Audit and Auditors) Rules, 2014, (the Rules), (including any statutory modification(s) or re-enactment(s) thereof for the time being in force), M/s D.S Shukla & Co, Chartered Accountants, Mumbai having ICAI Firm Registration No.000773C, have confirmed their eligibility to be appointed as Auditors, in terms of provisions of Section 141 of the Act, and Rule 4 of the Rules, be and are hereby appointed as Statutory Auditors of the Company for a term of five years commencing from the Company's Financial Year 2018-19, to hold office from the conclusion of this Annual General Meeting until the conclusion of the 42nd Annual General Meeting of the Company i.e. Financial Year 2022-23 on such remuneration as may be agreed upon by the Board of Directors and the Auditors, plus Good and Service tax and re-imbursement of out of pocket expenses incurred by them in connection with the Audit of Accounts of the Company."

Special Business:

4. Continuation of Directorship of Shri R.S. Rathore (DIN: 00265568) as, Non-Executive-Independent Director of the Company.

To consider and, if thought fit, to pass, with or without modifications the following Resolutions as Special Resolutions:

"RESOLVED THAT pursuant to Regulation 17(1A) of the Securities and Exchange Board of India (Listing Obligations and Disclosure Requirements) Regulations, 2015, as amended on May 9, 2018 and the applicable provisions of the Companies Act, 2013, if any read with rules made thereunder (including any statutory modification(s) or re-enactment(s) thereof for the time being in force) and subject to his re-appointment in ensuing Annual General Meeting, Shri R.S. Rathore (DIN-00265568), who was appointed as an Independent Director of the Company to hold office for a term up to 5 consecutive years commencing from 26th September, 2014, and has attained age of 75 Years and who is eligible to continue as Non-Executive-Independent Director, be and is hereby continued as an Non-Executive-Independent Director to hold office for a term up to 5 consecutive years commencing from 26th September, 2014 liable to retire by rotation."

5. Continuation of Directorship of Shri Brijendra Sahay (DIN: 00017600) as, Non-Executive Independent Director of the Company.

To consider and, if thought fit, to pass, with or without modifications the following Resolutions as Special Resolution:

"RESOLVED THAT pursuant to Regulation 17(1A) of the Securities and Exchange Board of India (Listing Obligations and Disclosure Requirements) Regulations, 2015, as amended on May 9, 2018 and the applicable provisions of the Companies Act, 2013, if any read with rules made thereunder (including any statutory modification(s) or re-enactment(s) thereof for the time being in force), Shri Brijendra Sahay (DIN-00017600), who was appointed as an Independent Director of the Company to hold office for a term up to 5 consecutive years commencing from 26th September, 2014, and has attained age of 75 Years and who is eligible to continue as Non-Executive-Independent Director, be and is hereby continued as an Non-Executive-Independent Director to hold office for a term up to 5 consecutive years commencing from 26th September, 2014 liable to retire by rotation."

6. Continuation of Directorship of Shri J.N. Roy (DIN 02132227) as, Non-Executive-Independent Director of the Company.

To consider and, if thought fit, to pass, with or without modifications the following Resolutions as Special Resolution:

"RESOLVED THAT pursuant to Regulation 17(1A) of the Securities and Exchange Board of India (Listing Obligations and Disclosure Requirements) Regulations, 2015, as amended on May 9, 2018 and the applicable provisions of the Companies Act, 2013, if any read with rules made thereunder (including any statutory modification(s) or re-enactment(s) thereof for the time being in force), Shri J.N. Roy (DIN-02132227), who was appointed as an Independent Director of the Company to hold office for a term up to 5 consecutive years commencing from 26th September, 2014, and has attained age of 75 Years and who is eligible to continue as Non-Executive-Independent Director, be and is hereby continued as an Non-Executive-Independent Director to hold office for a term up to 5 consecutive years commencing from 26th September, 2014 liable to retire by rotation."

Place : Delhi
Date : 14th August 2018

By order of the Board of Directors
For Sahara One Media and Entertainment Ltd

Registered Office :
Sahara India Point,
CTS 40-44, S.V. Road,
Goregaon (W), Mumbai- 400 104

Sukhmendra Kumar
(Company Secretary)

Notes-

1. A MEMBER ENTITLED TO ATTEND AND VOTE AT THE ANNUAL GENERAL MEETING IS ENTITLED TO APPOINT ONE OR MORE PROXIES TO ATTEND AND VOTE ON POLL INSTEAD OF HIMSELF AND THE PROXY NEED NOT BE A MEMBER OF THE COMPANY. IN ORDER TO BE EFFECTIVE, PROXIES MUST BE RECEIVED AT THE REGISTERED OFFICE OF THE COMPANY NOT LESS THAN 48 HOURS BEFORE THE ANNUAL GENERAL MEETING.
2. During the period beginning 24 hours before the time fixed for the commencement of the meeting and ending with the conclusion of the meeting, members would be entitled to inspect the proxies lodged, at any time during the business hours of the Company, provided not less than three (3) days written notice is given to the Company.
3. Explanatory Statement pursuant to Section 102 of the Companies Act, 2013 forms part of this Notice.
4. To avoid fraudulent transactions, the identity/signature of the members holding shares in electronic/demat form is verified with the specimen signatures furnished by NSDL/CDSL and that of members holding shares in physical form is verified as per the records of the Share Transfer Agent of the Company (i.e. Link Intime India Pvt. Ltd). Members are requested to keep the same updated.
5. Corporate Members are requested to send to the Registered Office of the Company, a duly Certified Copy of the Board resolution under Section 113 of the Companies Act, 2013 authorizing their representative to attend and vote at the Annual General Meeting.
6. Members are requested to bring the admission slip along with their copies of Annual Report.
7. Members who hold shares in Dematerialized form are requested to bring their Client ID and DP ID numbers for easy identification of attendance at the meeting.
8. The introduction of Section 72 of the Companies Act, 2013 provides for nomination by the Shareholders of the Company. The members are requested to avail of this facility by submitting the prescribed Form No. SH-13 duly filled in at the Registered Office of the Company or with the Registrar and Share Transfer Agent of the Company:- M/s Link Intime India Private Limited : C-101, 247Park, L.B.S. Marg, Vikhroli (West), Mumbai – 400083
9. Members are requested to notify the change in their addresses at the Company's Registered Office or at the office of the Registrar and Share Transfer Agent with their Ledger Folio No. (s).
10. Shareholders are requested to notify multiple folios standing in their names for consolidation.
11. Members are requested to avoid being accompanied by non-members and/or children.
12. The Register of Members and the Share Transfer Book will remain closed from 14th September 2018 to 29th September 2018 (both days inclusive).
13. Shareholders seeking any information with regard to Accounts are requested to write to the Company at an early date to enable the management to keep the detailed information ready.
14. Voting through electronic means:
 - i) Pursuant to the provisions of Section 108 of the Companies Act, 2013 read with the Companies (Management and Administration) Rules, 2014, a member may exercise his right to vote by electronic means (e-voting) in respect of the resolutions contained in this notice.
 - ii) The Company is providing e-voting facility to its members to enable them to cast their votes electronically. The Company has engaged the services of Central Depository Services (India) Limited (CDSL) as the Authorised Agency to provide e-voting facilities.
 - iii) The Board of Directors has appointed M/s Amarendra Rai & Associates Practicing Company Secretaries, B-200, Sector-50, Basement NOIDA-201301, UP as the Scrutinizer, for conducting the e-voting process in a fair and transparent manner.

- iv) Members are requested to carefully read the instructions for e-voting before casting their vote.
- v) The e-voting facility will be available during the following voting period after which the portal will be blocked and shall not be available for e-voting :

Commencement of e-voting	From 09:00 A.M. (IST) on September 25, 2018
End of e-voting	Upto 06:00 P.M. (IST) on September 28, 2018

- vi) The cut-off date (i.e. the record date) for the purpose of e-voting is September 22, 2018.

The procedure and instructions for e-voting are as under:

- a) During the voting period, the shareholders can visit the e-Voting website www.evotingindia.com and select the relevant EVSN / Company for voting.
- b) You can login to the e-Voting system using their user-id (i.e. demat account number), PAN and Date of Birth (DOB) or Bank account number mentioned for the said demat account or folio.
- c) After logging in, you will have to mandatory change their password. This password can be used by you for all future voting on resolutions of companies in which you are eligible to vote. Physical shareholders will have to login with the DOB and Bank details for every voting.
- d) You have to then select the EVSN for which you desire to vote.
- e) You can then cast your vote on the resolutions available for voting.
- f) You can also view the resolution details on the www.evotingindia.com.
- g) Once you cast the vote, the system will not allow modification of the same.
- h) During the voting period, you can login any number of times till you have voted on all the resolutions. However, once you have voted on a resolution you would not be able to vote for the same resolution but, only view the voting.
- i) Members holding multiple folios / demat accounts shall choose the voting process separately for each of the folios / demat accounts.
- j) In case of any query pertaining to e-voting, please contact CDSL Help Desk Number-1800 200-5533 or can email on helpdesk.evoting@cdslindia.com.
- k) The voting rights of the Members shall be in proportion to the paid-up value of their shares in the equity capital of the Company as on the cut-off date (i.e. the record date), being Thursday, September 22, 2018.
- l) The Scrutinizer shall, after the conclusion of voting at the AGM, first count the votes cast at the meeting and, thereafter, unblock the votes cast through remote e-voting and also count the votes received by post through Ballot Forms, in the presence of at least two witnesses not in the employment of the Company and shall make, not later than two days from the conclusion of the AGM, a Consolidated Scrutinizer's Report of the total votes cast in favour or against, if any, to the Chairman or a person authorized by him in writing, who shall countersign the same and declare the result of the voting forthwith.
- m) The Scrutinizer's decision on the validity of the vote shall be final and binding.
- n) The Results on resolutions shall be declared on or after the AGM of the Company and the resolutions will be deemed to be passed on the AGM date subject to receipt of the requisite number of votes in favour of the resolutions.
- o) The result declared along with the Scrutinizer's report shall be placed on the website of the Company <http://www.saharaone.in/> and on CDSL website <https://www.evotingindia.com> within 2 (two) days of passing of the resolutions at the AGM and communicated to the Stock Exchanges where the Company shares are listed.
- p) SEBI has decided that securities of listed companies can be transferred only in dematerialized form from a cut-off date, to be notified. In view of the above and to avail various benefits of dematerialization, members are advised to dematerialize shares held by them in physical form.

r) The Securities and Exchange Board of India (SEBI) vide its circular dated 20th April, 2018 has mandated registration of Permanent Account Number (PAN) and Bank Account Details for all securities holders. Members holding shares in physical form are therefore, requested to submit their PAN and Bank Account Details to Linkintime India Private Limited / Investor Services Department of the Company by sending a duly signed letter along with self attested copy of PAN Card and original cancelled cheque. The original cancelled cheque should bear the name of the Member. In the alternative Members are requested to submit a copy of bank passbook/statement attested by the bank. Members holding shares in demat form are requested to submit the aforesaid information to their respective Depository Participant.

ADDITIONAL INFORMATION ON DIRECTORS RECOMMENDED FOR APPOINTMENT AND RE-APPOINTMENT AS REQUIRED UNDER REGULATION 36(3) OF SEBI (LISTING OBLIGATION AND DISCLOSURE REQUIREMENT) REGULATIONS, 2015 AND AS PER SECTION 118(10) OF THE COMPANIES ACT, 2013 READ WITH SECRETARIAL STANDARDS FOR GENERAL MEETING (SS-2).

Shri R.S. Rathore

Shri R.S. Rathore is Director of the Company since 29th July, 2006. He is I.R.S. of 1959 batch and M.A. in English. He has enriched experience of about 40 years in Banking, Taxation, Finance and other relevant areas. Shri R. S. Rathore was the Ex-Chairman, Central Board of Direct Taxes and Special Secretary, Ministry of Finance and Ex-Chairman of Bank of Rajasthan Ltd., during 1992 to 1997. He has also worked with Asian Development Bank, United Nation Development Program.

Name of the Director	Shri R.S. Rathore
DIN	00265568
Age(in Years)	82
Remuneration Sought to be Paid	Shri R.S. Rathore will receive remuneration by way of sitting fee and reimbursement of expenses for attending the Board / Committee meetings, as provided under the provisions of Companies Act, 2013.
Terms and Condition for Appointment(s)	Shri R.S. Rathore is eligible to be re-appointed as Director liable to retire by rotation, as per the provisions of the Companies Act, 2013 and Articles of Association of the Company, subject to the approval of the members of the Company in this AGM.
Remuneration last drawn from the Company	NIL
Date of first appointment on the Board of Directors of the Company	29.07.2006
Shareholding in the Company (as on the date of AGM Notice)	Nil
Relationship with other Directors, Managers and other Key Managerial Personnel(s) of the Company	Nil
Number of Board meetings attended during the financial year 2017-18	5
List of Directorships held in other Companies, as on March 31, 2018	<ul style="list-style-type: none">• Sahara India Life Insurance Company Limited• Sahara Sanchaar Limited
Membership/ Chairmanship of Committees of Board of Directors of other companies, as on March 31, 2018****	<ul style="list-style-type: none">• Sahara India Life Insurance Company Limited-Chairman Audit Committee• Sahara Sanchaar Limited- Chairman Audit Committee

Shri Brijendra Sahay

Shri Brijendra Sahay is Director of Company since July 2006. He is I.A.S. of 1962 batch of U.P. He has experience of about 36 years in Administration, Finance, Industrial Development and Urban Development. He has obtained Master's Degree in Economics from the Delhi School of Economics, University of Delhi and Bachelor's Degree of Law. Shri Sahay worked as Chief Secretary to the Government of U.P. from August 9, 1994 to June 27, 1995 and again from October 23, 1996 till his retirement on 31st July, 1997. Earlier, he has worked as Chairman, U.P. State Textile Corporation, which manages 24 spinning Mills. He was Chairman of the New Okhla Industrial Development Authority (NOIDA) from 1987 to 1990. He is recipient of several prestigious awards including the National Citizens' Award, 1988, Lok Shree Award, 1988 & National Amity Award 1989. He also received prestigious CLEO Award while working in the USA earlier.

Name of the Director	Shri Brijendra Sahay
DIN	00017600
Age(in Years)	79
Remuneration Sought to be Paid	Shri Brijendra Sahay will receive remuneration by way of sitting fee and reimbursement of expenses for attending the Board / Committee meetings, as provided under the provisions of Companies Act, 2013.
Terms and Condition for Appointment(s)	As per the resolution at Item No. 5 of the Notice convening this meeting read with explanatory statement thereto.
Remuneration last drawn from the Company	NIL
Date of first appointment on the Board of Directors of the Company	29.07.2006
Shareholding in the Company (as on the date of AGM Notice)	Nil
Relationship with other Directors, Managers and other Key Managerial Personnel(s)of the Company	Nil
Number of Board meetings attended during the financial year 2017-18	2
List of Directorships held in other Companies, as on March 31, 2018	<ul style="list-style-type: none">• Sahara India Life Insurance Company Limited• Sahara Housingfina Corporation Limited
Membership/ Chairmanship of Committees of Board of Directors of other companies, as on March 31, 2018****	<ul style="list-style-type: none">• Sahara India Life Insurance Company Limited• Sahara Housingfina Corporation- Chairman Audit Committee and Stakeholder Relationship Committee

Shri J.N. Roy

Shri J.N. Roy Former Commissioner of Security Ministry of Civil Aviation, Govt. of India. He has garnered enriched experience of business, administration and security etc. and is capable of contributing significantly in the affairs of Company.

Name of the Director	Shri J.N. Roy
DIN	02132227
Age(in Years)	82
Remuneration Sought to be Paid	Shri J.N. Roy will receive remuneration by way of sitting fee and reimbursement of expenses for attending the Board / Committee meetings, as provided under the provisions of Companies Act, 2013.
Terms and Condition for Appointment(s)	As per the resolution at Item No. 6 of the Notice convening this meeting read with explanatory statement thereto.
Remuneration last drawn from the Company	NIL
Date of first appointment on the Board of Directors of the Company	01.07.2009
Shareholding in the Company (as on the date of AGM Notice)	Nil
Relationship with other Directors, Managers and other Key Managerial Personnel(s)of the Company	Nil
Number of Board meetings attended during the financial year 2017-18	5
List of Directorships held in other Companies, as on March 31, 2018	<ul style="list-style-type: none">Sahara India Medical Institute Limited
Membership/ Chairmanship of Committees of Board of Directors of other companies, as on March 31, 2018****	<ul style="list-style-type: none">Sahara India Medical Institute Limited- Chairman Audit Committee

***Only includes membership / Chairmanship of Audit Committee and Stakeholders' Relationship Committee of other Public Limited Companies.

EXPLANATORY STATEMENT PURSUANT TO SECTION 102 OF THE COMPANIES ACT, 2013

Item No 4 to 6

The Company, pursuant to the provisions of Clause 49 of the Listing Agreement entered with the Stock Exchange and Section 149 read with Schedule IV of the Companies Act, 2013 had appointed Shri R.S. Rathore (DIN-00265568), Shri Brijendra Sahay (DIN-000176000) and Shri J.N. Roy (02132227) as Independent Directors of the Company to hold office for a term upto 5 (Five) Consecutive Years commencing from 26th September, 2014.a

Pursuant to the provisions of SEBI (Listing Obligation and Disclosure Requirement), Regulations, 2015 as amended by SEBI (Listing Obligation and Disclosure Requirement),(Amendment) Regulations, 2018 which shall be effective from 01st April, 2019 a listed entity shall appoint a person or continue the Directorship of any person as a Non-Executive Director who has attained the age of 75 Years by passing a Special Resolution to that effect. The above named Non-Executive Independent Directors of the Company, i.e Shri R.S. Rathore (DIN-00265568), Shri Brijendra Sahay (DIN-000176000) and Shri J.N. Roy (02132227) have attained the age of more than 75 years therefore a special Resolution is required to be passed by the Company to continue their directorship for remaining term.

The Board of Directors considered the matter focusing on the distinctive set of competencies that above named Directors bring to the Board Room which included Knowledge of Business and experience, judgment and candoured, culture of participation and contribution, forward looking initiatives on matter pertaining to the Company it is felt that their continued association would be of immense benefit to the Company and it is therefore , desirable to continue to avail their services as Independent Directors.

Accordingly, the Board recommends the resolutions as set out in item no 4 to 6 of the notice, for the approval by the members of the Company as Special Resolution.

The above named Independent Directors are concerned or interested in the resolution. The relative of the above named Independent Directors may be deemed to be concerned or interested in the Resolutions to the extent of their Shareholding, if any, in the Company.Save and expect the above, no other Directors or Key Managerial Personnel including their relatives is in any way, concerned or interested, financially or otherwise, in the proposed resolutions.

By order of the Board of Directors
For Sahara One Media and Entertainment Limited

Sukhmendra Kumar
(Company Secretary)

DIRECTORS' REPORT

To the Members,

Your Directors are submitting the Thirty Seventh Annual Report of the Company together with the Audited Statement of Accounts for the year ended 31st March 2018.

FINANCIAL / OPERATIONAL RESULTS

FOR THE YEAR ENDED	Year ended 31.03.2018 Rs.(000)	Year ended 31.03.2017 Rs. (000)
Total Income	30769.83	32463.62
Total expenses	303350.44	54000.59
Profit Before tax	(272580.61)	(21536.97)

THE YEAR UNDER REVIEW:

During the year under review, the Company has incurred Net Loss of Rs (27,25,80,610) as against loss of (2,15,36,970) during last fiscal 2016-2017.

DIVIDEND

With a view to conserve resources with the Company, the Board of Directors has decided not to recommend any dividend for the Financial Year 2017- 2018.

CAPITAL ISSUE

During the financial year 2017-2018 the Company has not issued shares with differential voting rights nor granted stock options nor sweat equity. As on March 31,2018 the paid-up Equity Share Capital of the Company is Rs. 21,52,50,000/-. Of the total paid up share capital of the Company, 74.99 % is held by Promoters and Promoter Group, and balance of 25.01 % is held by persons other than Promoters and Promoter Group out of which majority is in dematerialized form.

DIRECTORS:

SHRI R.S. Rathore

Shri R.S. Rathore, Non-Executive Director, is liable to retire by rotation at the ensuing AGM, pursuant to Section 152 and other applicable provisions, if any, of the Companies Act, 2013, read with the Companies (Appointment and Qualification of Directors) Rules, 2014 (including any statutory modification(s) or reenactment(s) thereof for the time being in force), the Articles of Association of the Company and being eligible has offered himself for re-appointment. Appropriate resolution for his re-appointment is being placed for the approval of the Members of the Company at the ensuing AGM. The brief resume of the Director and other related information has been detailed in the Notice convening the 37th Annual General Meeting of the Company. The Board recommends his re-appointment as Non - Executive Independent Director of the Company.

Further, the Board of Directors at their meeting held on August 14, 2018, on recommendation of Nomination and Remuneration Committee pursuant to Regulation 17(1A) of the Listing Regulations, as amended on May 09, 2018 and the applicable provisions of the Companies Act, 2013, if any, read with Rules made there under (including any statutory modification(s) or re-enactment(s) thereof for the time being in force) and subject to his re-appointment at the ensuing Annual General Meeting, considered and approved the continuation of Shri R.S. Rathore (DIN: 00265568), aged 82 years as, Non- Executive Independent Director of the Company.

Appropriate resolution for the continuation of Shri R.S. Rathore, as Non-Executive Independent Director is being placed for the approval of the Members of the Company at the ensuing Annual General Meeting. The Board recommends his continuation as Non- Executive Independent Director of the Company.

SHRI BRIJENDRA SAHAY

The Board of Directors at their meeting held on August 14, 2018, on recommendation of Nomination and Remuneration Committee pursuant to Regulation 17(1A) of the Listing Regulations, as amended on May 09, 2018 and the applicable provisions of the Companies Act, 2013, if any, read with Rules made there under (including any statutory modification(s) or re-enactment(s) thereof for the time being in force) considered and approved the continuation of Shri Brijendra Sahay (DIN: 00017600), aged 79 years as, Non- Executive Independent Director of the Company.

Appropriate resolution for the continuation of Shri Brijendra Sahay, as Non-Executive Independent Director is being placed for the approval of the Members of the Company at the ensuing Annual General Meeting. The Board recommends his continuation as Non- Executive Independent Director of the Company.

SHRI J.N. ROY

The Board of Directors at their meeting held on August 14, 2018, on recommendation of Nomination and Remuneration Committee pursuant to Regulation 17(1A) of the Listing Regulations, as amended on May 09, 2018 and the applicable provisions of the Companies Act, 2013, if any, read with Rules made there under (including any statutory modification(s) or re-enactment(s) thereof for the time being in force) considered and approved the continuation of Shri J.N. Roy (DIN:02132227), aged 82 years as, Non- Executive Independent Director of the Company.

Appropriate resolution for the continuation of Shri J.N. Roy, as Non-Executive Independent Director is being placed for the approval of the Members of the Company at the ensuing Annual General Meeting. The Board recommends his continuation as Non- Executive Independent Director of the Company.

INDEPENDENT DIRECTORS:

Shri R.S Rathore, Shri J.N Roy and Shri Brijendra Sahay, the Independent Directors of the Company have submitted the Declaration of Independence, as required pursuant to Section 149 (7) of the Companies Act, 2013, stating that they meet the criteria of Independence as provided in Sub -Section 149(6) and Regulation 16 of the SEBI (Listing Obligations and Disclosure Requirements) Regulations, 2015.

The Company arranged familiarisation programmes for the Independent Directors. Independent Directors have already been informed about their duties, rights, responsibilities and Code of Conduct including various recent changes of the Companies Act, 2013 in the Board Meeting of the Company. The details of familiarisation program for Independent Directors are available on the website of the Company at www.sahara-one.com.

SUBSIDIARIES:

As on 31st March, 2018 your Company has one subsidiary i.e Sahara Sanchaar Limited.

SAHARA SANCHAAAR LIMITED

Sahara Sanchaar Limited is a Public Limited Company incorporated on 11/12/1997 registered under jurisdiction of Registrar of Companies, Kolkata having its registered office at Sahara India Sadan, 2A, Shakespeare Sarani, Kolkata 700071. Sahara Sanchaar Limited has telecasting and broadcasting licence.

AUDITED FINANCIAL STATEMENTS OF THE SUBSIDIARY

The Audited Financial Statements, the Auditors Report thereon and the Board's Report with applicable annexure for the year ended March 31, 2018 for the Subsidiary Companies are annexed along with the Annual Report.

Further a statement containing the salient features of our subsidiary in the prescribed format AOC-1 is appended as Annexure-4 to the Board Report.

The Company has adopted a Policy for determining Material Subsidiaries in terms of Regulation 16(1)(c) of the Securities and Exchange Board of India (Listing Obligations and Disclosure Requirements) Regulations, 2015 ('Listing Regulations'). The Policy, as approved by the Board, is uploaded on the Company's website.

CONSOLIDATED FINANCIAL STATEMENTS

The Consolidated Financial Statements of the Company is prepared in accordance with the accounting principles generally accepted in India, including the Accounting Standards specified under Section 133 of the Companies Act, 2013 read with Rule 7 of the Companies (Accounts) Rules, 2014, form part of the Annual Report and are reflected in the Consolidated Financial Statements of the Company.

The Annual Financial Statements of the subsidiary and related detailed information will be kept at the Registered Office of the Company, as also at the registered offices of the respective subsidiary company and will be available to investors seeking information at any time.

AUDIT COMMITTEE:

The Board of Directors of the Company constituted a committee of Directors (in Compliance with Regulations 18 of the SEBI Listing Obligation and Disclosure Requirement Regulations) known as Audit Committee in its meeting held on 30th January 2001 and further re-constituted the same on 29th June 2002, 29th July 2006, 29th April 2008, 30th June 2009, 2nd August 2011 and 8th February 2012. Shri R. S. Rathore is continuing as Chairman of the Audit Committee since 10th March 2008. At present the Company has four Directors as members of Audit Committee viz. Shri R. S. Rathore, Shri O.P. Srivastava, Shri Brijendra Sahay and Shri J. N. Roy and Company Secretary acts as Secretary to the Committee. Out of four committee members, three are Independent Directors and one is Promoter Director. The Chairman of the Audit Committee is an independent Director which is in Compliance with the Regulations 18 of the Listing Obligation and Disclosure Requirement Regulations as well as Section 177 of the Companies Act, 2013.

NOMINATION AND REMUNERATION COMMITTEE:

The Board of Directors of the Company constituted a committee of Directors known as Remuneration Committee in its meeting held on 26th August, 2009 (pursuant to the requirement of Schedule XIII of Companies Act, 1956) to deal with matters related to managerial remuneration of Company as may be required from time to time. The Committee was re-named as "Nomination and Remuneration Committee" pursuant to Section 178 of the Companies Act, 2013 by the Board at its meeting held on 11th August, 2014. The Committee consists of following members at present:

Shri R. S. Rathore	Chairman
Shri O.P. Srivastava	Member
Shri Brijendra Sahay	Member
Shri J. N. Roy	Member

STAKEHOLDERS RELATIONSHIP COMMITTEE:

The Board of Directors of Company had constituted Share Transfer Committee on 10th March, 2000 which was later renamed as Shareholders and Investors Grievances Committee which was further renamed as Stakeholders Relationship Committee as pursuant to Section 178 of the Companies Act, 2013 and was further re-constituted on 3rd April, 2001, 30th January, 2002, 29th July, 2006, 23rd October, 2008, 21st March 2009, 24th March 2010 and 8th November 2012.

Following are the members of the committee at present:

Shri O.P. Srivastava	Chairman
Shri Brijendra Sahay	Member
Shri J. N. Roy	Member

Shri Sukhmendra Kumar, Company Secretary acts as Secretary / Convener of the committee.

During the period under review, the Company has not received any complaint from the Shareholders/Investors. No Meetings of Stakeholders Relationship Committee of the Company were held during the financial year 2017-2018.

The Stakeholders Relationship Committee Meetings are held whenever required in case the grievances of investors stand unresolved by the Registrar and Share Transfer Agent of Company M/s Link Intime India Pvt. Ltd.

CORPORATE GOVERNANCE

The Company has complied with the Corporate Governance Requirements, as stipulated under the various regulations of SEBI (Listing Obligations and Disclosure Requirements) Regulations, 2015 and the Companies Act, 2013. A report on Corporate Governance along with Certificate on its Compliance forms a part of the Annual Report.

VIGIL MECHANISM / WHISTLE BLOWER POLICY:

The details of the vigil mechanism are mentioned in the Corporate Governance Report and also available at www.sahara-one.com.

CORPORATE SOCIAL RESPONSIBILITY:

As required under Companies Act, 2013, Corporate Social Responsibility has been formed and constituted. However no amount has been transferred in view of loss incurred by the Company for the Financial Year 2017-18.

EXTRACT OF ANNUAL RETURN:

The information required under Section 134 of the Companies Act, 2013 read with Rule 12 of the Companies (Management and Administration) Rules, 2014, the extracts of Annual Return of the Company in prescribed format is annexed herewith marked as Annexure-1 to this Report

PERSONNEL:

Disclosures pertaining to remuneration and other details as required under Section 197(12) of the Act read with Rule 5(1) of the Companies (Appointment and Remuneration of Managerial Personnel) Rules, 2014 are provided in the prescribed format and annexed herewith marked as Annexure-2 to this Report.

NOMINATION & REMUNERATION POLICY:

The current policy is to have an appropriate mix of Executive, Non-Executive and Independent Directors to maintain the independence of the Board and separate its functions of governance and management. As on March 31, 2018, the Board comprised of Five Directors, of whom two are Non-Executive Non-Independent Directors and three Independent Directors. The policy of the Company on Directors appointment and remuneration including the criteria for determining qualifications, positive attributes, independence of a Director and other matters, as required under Section 178(3) of the Companies Act, 2013 is available on our website at www.sahara-one.com.

RELATED PARTY TRANSACTIONS

All Related Party Transactions that were entered into during the financial year were on an arm's length basis, in the ordinary course of business and were in compliance with the applicable provisions of the Act and the Listing Regulations (erstwhile Listing Agreement entered into with the Stock Exchanges) except investment made by the Company in Sahara Sanchaar Limited by purchase of 1,80,43,478 (One Crore

Eighty Lakh Forty Three Thousand Four Hundred Seventy Eight) Equity Shares of face value of Rs. 10/- each (Rupees Ten Only) each at a consideration of Rs. 46/- considered to be material significant related party transaction, approval of which was sought by shareholders of the Company through postal ballot notice dated 08.11.2017. Company received consent of shareholders dated 20.12.2017 intimation of which was duly made to BSE Limited regarding completion of the aforesaid transaction. Details of the aforesaid transaction are provided in AOC-2 in the prescribed format and annexed herewith marked as Annexure-5 to this Report.

All Related Party Transactions are placed before the Audit Committee for approval. A statement of all Related Party Transactions is placed before the Audit Committee for its review on a quarterly basis, specifying the nature, value and terms and conditions of the transactions. Details of the transactions with Related Parties are provided in the accompanying financial statements.

The Company has adopted a Related Party Transactions Policy. The Policy, as approved by the Board, is uploaded on the Company's website.

KEY MANAGERIAL PERSONNEL

As required under Section 2(51) and Section 203 of the Companies Act, 2013 the Company has noted that Mrs Rana Zia, Whole Time Director, Mr Prakash Chandra Tripathy as Chief Financial Officer, Mr Sanjay Garg as Head Finance and Mr Sukhmendra Kumar are the Key Managerial Personnel of the Company.

PARTICULARS OF LOANS, INVESTMENTS, GUARANTEES AND SECURITY PROVIDED

Details of loans, guarantees, investments and security provided pursuant to the provisions of Section 186 of the Companies Act, 2013, are provided in notes forming part of the financial statements.

MECHANISM FOR EVALUATING BOARD MEMBERS

One of the key functions of the Board is to monitor and review the Board evaluation framework. The Board in consultation with the Nomination and Remuneration Committee lays down the evaluation criteria for the performance evaluation of Executive/Non-Executive/ Independent Directors. The questionnaire of the survey is a key part of the process of reviewing the functioning and effectiveness of the Board and for identifying possible paths for improvement.

The following are the criteria on the basis of which the Directors are evaluated:

- 1) Knowledge to perform the role.
- 2) Time and Level of Participation.
- 3) Performance of Duties and Level of Oversight.
- 4) Professional Conduct and Independence. Feedback on each Director is encouraged to be provided as a part of the survey.

BOARD EVALUATION

Schedule IV of Companies Act, 2013 mandates that annual performance evaluation of Directors should be carried out by Independent Directors and annual performance evaluation of Independent Directors should be carried out by other Directors to the exclusion of Director being evaluated.

The evaluation of all the Directors and the Board as a whole was conducted based on the criteria and framework adopted by the Board. The evaluation process has been explained in the Corporate Governance Report which forms part of the Annual Report. The Board approved the evaluation process results as collated by the Nomination & Remuneration Committee of the Company

ADEQUACY OF INTERNAL FINANCIAL CONTROL

Your Company Internal Financial Control System are Commensurate with the nature, size and complexity of the Business and Operations. They are routinely tested and certified by Internal Auditors. Significant Audit Observation and the Follow up actions are reported to the Audit Committee.

STATUTORY AUDITORS:

Pursuant to Sections 139, 142 and other applicable provisions, if any, of the Companies Act, 2013 (the Act) and the Companies (Audit and Auditors) Rules, 2014, (the Rules), (including any statutory modification(s) or re-enactment(s) thereof for the time being in force), M/s D.S Shukla & Co, Chartered Accountants, Mumbai having ICAI Firm Registration No.000773C, have offered themselves for appointment and have confirmed their eligibility to be appointed as Statutory Auditors, in terms of provisions of Section 141 of the Act, to hold office from the conclusion of this Annual General Meeting until the conclusion of the 42nd Annual General Meeting of the Company i.e. Financial Year 2022-23.

In view of this, the matter is being placed before the members to consider the appointment of M/s D. S. Shukla & Co., as Statutory Auditors of the Company as per recommendation of the Board of Directors of the Company.

AUDITORS' REPORT:

M/s D. S. Shukla & Co., Statutory Auditors, submitted their Audit Report for the Financial Year 2017-2018, The auditor has qualified the following points, the reply of management to which is as under:

1. Amount of Rupees 69,40,27,883/- deposited by company in Sahara -SEBI refund account in the matter of dispute in respect of repayment of Optionally Fully Convertible Debentures (OFCDs) by two group companies, namely M/s Sahara India Real Corporation Limited & Sahara Housing Investment Corporation Limited. The management is confident that company will get back this amount with interest. However, in absence of any convincing evidence we are unable to ascertain whether this amount is fully recoverable or not and its further impact, if any, that may arise in case if this amount is subsequently determined to be doubtful of recovery.

Our Reply

Pursuant to the order of Hon'ble Supreme Court of India Rupees. 69,40,27,883/- has been transferred to Sahara-SEBI Refund account, though the Company is not related in any way with the dispute. The matter is subjudice in Supreme Court and Management is fully confident that amount is fully recoverable hence no provisioning required. As the Company is not in any way involved in litigations the management is fully confident that amount transferred by order of Hon'ble Supreme Court of India will be refunded back once the final order is being passed by Hon'ble Supreme Court of India.

DETAILS OF BOARD MEETINGS

During the financial year under review, Five meetings of the Board of Directors were held, details of which have been provided in the Corporate Governance Report.

SECRETARIAL AUDITOR:

Pursuant to the provisions of Section 204 of the Companies Act, 2013, the Board has appointed M/s C.P Shukla & Co., Company Secretaries, Lucknow, a firm of Company Secretaries in Practice, to conduct Secretarial Audit of the Company for the financial year 2017-18. The Secretarial Audit Report for the financial year ended March 31, 2018 is annexed herewith marked as Annexure- 3 to this Report.

PUBLIC DEPOSITS:

The Company has not accepted any public deposit during the year under review.

POLICY ON SEXUAL HARASSMENT OF WOMEN AT WORKPLACE

The Company has in place, Policy on Prevention, Prohibition and Redressal of Sexual Harrasement for women at workplace in accordance with the requirements of the Sexual Harassment of Women at Workplace (Prevention, Prohibition and Redressal) Act, 2013. An Internal Complain Committee (ICC) has been in place to redress complaints received regarding Sexual Harrasement. The policy has set guidelines on the redressal and enquiry process that is to be followed by the complainants and ICC, while dealing with issues related to Sexual Harassment at workplace.

PARTICULARS REQUIRED UNDER COMPANIES (DISCLOSURE OF PARTICULARS IN THE REPORT OF THE BOARD OF DIRECTORS), RULES, 1988:

Information required to be provided under Section 134(3) of the Companies Act, 2013 read with the Companies (Disclosure of Particulars in the Report of the Board of Directors) Rules 1988 in relation to Conservation of energy and technology absorption are currently not applicable to the Company. Particulars of foreign currency earnings and outgo during the year are given as hereunder:

Foreign Currency Earnings (Accrual Basis)	- Rs. Nil
Foreign Currency Expenditures (Accrual Basis)	- Rs. 25,35,080

CORPORATE GOVERNANCE:

Corporate Governance Guidelines as specified in the Listing Agreement with Stock Exchanges is applicable to the Company from the Financial Year 2001-02. The Company has complied with the Guidelines of Corporate Governance and as required by Schedule V (C) of the SEBI (Listing Obligation and Disclosure Requirements) Regulations, 2015 a separate report on the Corporate Governance is forming part of this Annual Report. A Certificate by Practicing Company Secretary on the Compliance with the guidelines of the Listing Agreement on the Corporate Governance is forming part of this Annual Report.

DIRECTORS' RESPONSIBILITY STATEMENT:

Pursuant to Section 134(3) (c) of the Companies Act, 2013, the Directors, based on the representation received from the operating management, confirm that:-

- (a) in the preparation of the Annual Accounts, the applicable accounting standards had been followed along with proper explanation relating to material departures, if any, and there is no material departure from following the accounting Standards.
- (b) they have, in selection of accounting policies, consulted the Statutory Auditors and have applied them consistently and made judgment and estimates that are reasonable and prudent, so as to give true and fair view of the state of affairs of the Company as at the end of the Financial Year and of the Profit or Loss of the Company for that period.
- (c) they have taken proper and sufficient care to the best of their knowledge and ability, for the maintenance of adequate accounting records in accordance with the provisions of the Companies Act, 2013 for safeguarding the assets of the Company and preventing and detecting fraud and other irregularities.
- (d) they have prepared the Annual Accounts on a Going Concern basis, and
- (e) they have laid down internal financial controls to be followed by the Company and that such internal financial controls are adequate and were operating effectively.
- (f) They had devised proper systems to ensure compliance with the provisions of all applicable laws and that such systems were adequate and operating effectively.

GENERAL

There have been no material changes and commitments, which can affect the financial position of the Company between the end of the financial year and the date of this Report.

Statutory Auditors of the Company have not reported any incident related to fraud during the financial year 2017-18 to the Audit Committee or Board of Directors under Section 143(12) of the Companies Act 2013.

ACKNOWLEDGEMENTS:

Your Directors acknowledge with thanks the support and co-operation extended by the Investors, Bankers, Business Associates and employees at all levels for their valuable patronage.

For and on behalf of the Board of Directors of
Sahara One Media and Entertainment Limited

O. P. Srivastava (Director) DIN- 00144000	Rana Zia (Whole Time Director) DIN- 07083262
---	--

Place: Delhi
Date: 14.08.2018

Annexure-1

Form No. MGT-9

EXTRACT OF ANNUAL RETURN

As on the financial year ended on 31st March, 2017

[Pursuant to Section 92(3) of the Companies Act, 2013 and rule 12(1) of the Companies (Management and Administration) Rules, 2014]

I. REGISTRATION AND OTHER DETAILS:

CIN:	L67120MH1981PLC024947
Registration Date:	06.08.1981
Name of the Company:	Sahara One Media And Entertainment Limited
Category/ Sub-Category of the Company:	Company Limited by shares / Indian Non- Government Company
Address of the registered office and contact details:	Sahara India Point, CTS 40 - 44, S.V. Road, Goregaon (West), Mumbai - 400 104. Maharashtra, India. Telephone (with STD Code) : 022-42931818 Fax Number : 022-42931870 Email Address : investors@sahara-one.com Website: www.sahara-one.com
Whether listed company:	YES
Name, Address and Contact details of Registrar and Transfer Agent, if any:	Link Intime India Private Limited C-101, 247 Park, L.B.S. Marg, Vikhroli (West), Mumbai - 400 083. Maharashtra. Telephone : 022-49186000 Fax Number : 022-49186060 Email Address : accounts@linkintime.co.in

II. PRINCIPAL BUSINESS ACTIVITIES OF THE COMPANY:

All the business activities contributing 10% or more of the total turnover of the company shall be stated:

S.No	Name and Description of main products/services	NIC Code of the Product/Services	% to total turnover of the Company
1.	Motion Picture, Video Tape and Television Programme Production	591 591	100% 100%

III. PARTICULARS OF HOLDING, SUBSIDIARY AND ASSOCIATE COMPANIES:

S.No	Name and address of the Company	CIN/GLN	Holding/Subsidiary/Associate	% of Shares Held	Applicable Section
1	Sahara Sanchaar Limited, Sahara India Sadan, 2A, Shakespeare Sarani, Kolkata, West Bengal-700 071	U74140WB1997PLC112293	Subsidiary	54.17%	2(87)

IV. SHAREHOLDING PATTERN (Equity Share Capital Breakup as percentage of total Equity:
i) Category Wise Shareholding:

Categories of Shareholders	No. of Shares held at the beginning of the year				No. of the shares held at the end of the year				% Change during the year
	Demat	Physical	Total	% of Total Shares	Demat	Physical	Total	% of Total Shares	
A. Promoter									
1. Indian									
a) Individual	8375000	0	8375000	38.908	8375000	0	8375000	38.908	0%
b) Central Govt.	0	0	0	0.000	0	0	0	0%	0%
c) State Govt(s)	0	0	0	0.000	0	0	0	0%	0%
d) Bodies Corporate	7766702	0	7766702	36.082	7766702	0	7766702	36.082	0%
e) Banks/Fls									
	0	0	0	0.000	0	0	0	0%	0%
f) Any other(s)	0	0	0	0.000	0	0	0	0%	0%
Sub Total(A)(1)	16141702	0	16141702	74.990	16141702	0	16141702	74.990	0%
2. Foreign									
a) NRIs Individual	0	0	0	0.000	0	0	0	0%	0%
b) Other Individuals	0	0	0	0.000	0	0	0	0%	0%
c) Bodies Corporate	0	0	0	0.000	0	0	0	0%	0%
d) Banks/Fl	0	0	0	0.000	0	0	0	0%	0%
e) Any other(s)	0	0	0	0.000	0	0	0	0%	0%
Sub Total(A)(2)	0	0	0	0.000	0	0	0	0%	0%
Total Shares of Promoters(A)= (A)(1)+(A)(2)	16141702	0	16141702	74.990	16141702	0	16141702	74.990	0%
B. Public shareholding									
1. Institutions									
a) Mutual Funds/ UTI	0	0	0	0.000	0	0	0	0%	0%
b) Banks/Fl	0	0	0	0.000	0	0	0	0%	0%
c) Central Govt.	0	0	0	0.000	0	0	0	0%	0%
d) State Govt.	0	0	0	0.000	0	0	0	0%	0%
e) Venture Capital Funds	0	0	0	0.000	0	0	0	0%	0%
f) Insurance Companies	0	0	0	0.000	0	0	0	0%	0%
g) FII	0	0	0	0.000	0	0	0	0%	0%
h) Foreign Venture Capital Funds	0	0	0	0.000	0	0	0	0%	0%
i) Any Other	0	0	0	0.000	0	0	0	0%	0%
Sub-Total (B)(1)	0	0	0	0.000	0	0	0	0%	0%
2. Non-institutions									
a) Bodies Corporate	-	-	-	-	-	-	-	-	-
i) Indian	5192480	2000	5194480	24.132	5164541	2000	5166541	23.993%	0.138%
ii) Overseas	0	0	0	0.000	0	0	0	0%	0%
b) Individuals									
i) Individuals shareholders holding nominal share capital up to Rs 2 lakh	148925	37307	186232	0.865	175602	0	175602	0.816%	6.057%
ii) Individual shareholders holding nominal share capital in excess of Rs. 2 lakh	0	0	0	0%	27795	0	27795	0.129%	0.129%
c) Other (specify)	-	-	-	-	-	-	-	-	-

Hindu Undivided Family	86		86	0.000	86		86	0.000	0%
Clearing Members	484		484	0.002	672	0	672	0.003	-27.976
NRI (Repat)	830	0	830	0.004	1818	0	1818	0.008	54.345
NRI (Non Repat)	0	0	0	0.000	10	0	10	0.000	0%
Sub-Total (B)(2)	5343991	39307	5383298	25.010	5343991	39307	5383298	25.010	0%
Total Public Shareholding (B)= (B)(1)+(B)(2)	5343991	39307	5383298	25.010	5343991	39307	5383298	25.010	0%
C. Shares held by Custodians for GDRs & ADRs	0	0	0	0.000	0	0	0	0%	0%
Grand Total (A)+(B)+(C)	21485693	39307	21525000	100.000	21485693	39307	21525000	100.000	0%

ii) Shareholding of Promoters:

SI No.	Shareholders Name	Shareholding at the beginning of the year			Shareholding at the end of the year			% Change in share holding during the year
		No. of Shares	% of total Shares of the company	% of Shares Pledged / encumbered to total shares	No. of Shares	% of total Shares of the company	% of Shares Pledged / encumbered to total shares	
1.	Shri Subrata Roy Sahara	5200000	24.16	0.00	5200000	24.16	0.00	0%
2.	Smt Swapna Roy	350000	1.63	0.00	350000	1.63	0.00	0%
3.	Shri O.P. Srivastava	1000000	4.65	0.00	1000000	4.65	0.00	0%
4.	Shri J.B. Roy	1000000	4.65	0.00	1000000	4.65	0.00	0.00
5.	Shri Ishtiaque Ahmad	825000	3.83	0.00	825000	3.83	0.00	0%
6.	Sahara India Financial Corporation Limited	3076912	14.29	0.00	3076912	14.29	0.00	0%
7.	Sahara Prime City Limited	3261790	15.15	0.00	3261790	15.15	0.00	0%
8.	Sahara India Commercial Corporation Limited (For SIMC)	825000	3.83	0.00	825000	3.83	0.00	0%
9.	Sahara India Commercial Corporation Limited	413500	1.92	0.00	413500	1.92	0.00	0%
10.	Sain Processing and Weaving Mills Private Limited	189500	0.88	0.00	189500	0.88	0.00	0%
	Total	16141702	74.99	0.00	16141702	74.99	0.00	0%

iii) Change in Promoter's Shareholding: NO CHANGES

1. Shri Subrata Roy Sahara

SI No.		Shareholding at the beginning of the year		Cumulative Shareholding during the year	
		No. of Shares	% of total Shares of the Company	No. of Shares	% of total Shares of the Company
1	At the Beginning of the Year	5200000	24.16	5200000	24.16
2	Date wise increase/decrease in promoters Shareholding during the Year Reason for increase/decrease	No Change during the year			
3	At the end of the Year	5200000	24.16	5200000	24.16

2. Smt Swapna Roy

SI No.		Shareholding at the beginning of the year		Cumulative Shareholding during the year	
		No. of Shares	% of total Shares of the Company	No. of Shares	% of total Shares of the Company
1	At the Beginning of the Year	350000	1.63	350000	1.63
2	Date wise increase/decrease in promoters Shareholding during the Year Reason for increase/decrease	No Change during the year			
3	At the end of the Year	350000	1.63	350000	1.63

3. Shri O.P. Srivastava

SI No.		Shareholding at the beginning of the year		Cumulative Shareholding during the year	
		No. of Shares	% of total Shares of the Company	No. of Shares	% of total Shares of the Company
1	At the Beginning of the Year	1000000	4.65	1000000	4.65
2	Date wise increase/decrease in promoters Shareholding during the Year Reason for increase/decrease	No Change during the year			
3	At the end of the Year	1000000	4.65	1000000	4.65

4. Shri J.B. Roy

SI No.		Shareholding at the beginning of the year		Cumulative Shareholding during the year	
		No. of Shares	% of total Shares of the Company	No. of Shares	% of total Shares of the Company
1	At the Beginning of the Year	1000000	4.65	1000000	4.65
2	Date wise increase/decrease in promoters Shareholding during the Year Reason for increase/decrease	No Change during the year			
3	At the end of the Year	1000000	4.65	1000000	4.65

5. Shri Ishtiaque Ahmad

SI No.		Shareholding at the beginning of the year		Cumulative Shareholding during the year	
		No. of Shares	% of total Shares of the Company	No. of Shares	% of total Shares of the Company
1	At the Beginning of the Year	825000	3.83	825000	3.83
2	Date wise increase/decrease in promoters Shareholding during the Year Reason for increase/decrease	No Change during the year			
3	At the end of the Year	825000	3.83	825000	3.83

6. Sahara India Financial Corporation Limited

SI No.		Shareholding at the beginning of the year		Cumulative Shareholding during the year	
		No. of Shares	% of total Shares of the Company	No. of Shares	% of total Shares of the Company
1	At the Beginning of the Year	3076912	14.29	3076912	14.29
2	Date wise increase/decrease in promoters Shareholding during the Year Reason for increase/decrease	No Change during the year			
3	At the end of the Year	3076912	14.29	3076912	14.29

7. Sahara Prime City Limited

SI No.		Shareholding at the beginning of the year		Cumulative Shareholding during the year	
		No. of Shares	% of total Shares of the Company	No. of Shares	% of total Shares of the Company
1	At the Beginning of the Year	3261790	15.15	3261790	15.15
2	Date wise increase/decrease in promoters Shareholding during the Year Reason for increase/decrease	No Change during the year			
3	At the end of the Year	3261790	15.15	3261790	15.15

8. Sahara India Commercial Corporation Limited (For SIMC)

SI No.		Shareholding at the beginning of the year		Cumulative Shareholding during the year	
		No. of Shares	% of total Shares of the Company	No. of Shares	% of total Shares of the Company
1	At the Beginning of the Year	825000	3.83	825000	3.83
2	Date wise increase/decrease in promoters Shareholding during the Year Reason for increase/decrease	No Change during the year			
3	At the end of the Year	825000	3.83	825000	3.83

9. Sahara India Commercial Corporation Limited

SI No.		Shareholding at the beginning of the year		Cumulative Shareholding during the year	
		No. of Shares	% of total Shares of the Company	No. of Shares	% of total Shares of the Company
1	At the Beginning of the Year	413500	1.92	413500	1.92
2	Date wise increase/decrease in promoters Shareholding during the Year Reason for increase/decrease	No Change during the year			
3	At the end of the Year	413500	1.92	413500	1.92

10. Sain Processing and Weaving Mills Private Limited

SI No.		Shareholding at the beginning of the year		Cumulative Shareholding during the year	
		No. of Shares	% of total Shares of the Company	No. of Shares	% of total Shares of the Company
1	At the Beginning of the Year	189500	0.88	189500	0.88
2	Date wise increase/decrease in promoters Shareholding during the Year Reason for increase/decrease	No Change during the year			
3	At the end of the Year	189500	0.88	189500	0.88

iv) Shareholding Pattern of top ten Shareholders (Other than Directors, promoters and Holders of GDRs and ADRs):

1.BENNETT, COLEMAN AND COMPANY LIMITED

SI No.		Shareholding at the beginning of the year		Cumulative Shareholding during the year	
		No. of Shares	% of total Shares of the Company	No. of Shares	% of total Shares of the Company
1	At the Beginning of the Year	10,99,722	5.109	10,99,722	5.109
2	Date wise increase/decrease in promoters Shareholding during the Year Reason for increase/decrease	No Change during the year			
3	At the end of the Year	10,99,722	5.109	10,99,722	5.109

2. MGK INFRASTRUCTURE PVT LTD

SI No.		Shareholding at the beginning of the year		Cumulative Shareholding during the year	
		No. of Shares	% of total Shares of the Company	No. of Shares	% of total Shares of the Company
	At the Beginning of the Year	1,066,487	4.955%	1,066,487	4.955%
2	Date wise increase/decrease in promoters Shareholding during the Year Reason for increase/decrease	No Change during the year			
3	At the end of the Year	1,066,487	4.955%	1,066,487	4.955%

3. BLUE CRYSTAL INFRASTRUCTURE PRIVATE LIMITED

SI No.		Shareholding at the beginning of the year		Cumulative Shareholding during the year	
		No. of Shares	% of total Shares of the Company	No. of Shares	% of total Shares of the Company
1	At the Beginning of the Year	1,066,486	4.955%	1,066,486	4.955%
2	Date wise increase/decrease in promoters Shareholding during the Year Reason for increase/decrease	No Change during the year			
3	At the end of the Year	1,066,486	4.955%	1,066,486	4.955%

4. NSC INFRASTRUCTURE PRIVATE LIMITED

SI No.		Shareholding at the beginning of the year		Cumulative Shareholding during the year	
		No. of Shares	% of total Shares of the Company	No. of Shares	% of total Shares of the Company
1	At the Beginning of the Year	1,066,486	4.955%	1,066,486	4.955%
2	Date wise increase/decrease in promoters Shareholding during the Year Reason for increase/decrease	No Change during the year			
3	At the end of the Year	1,066,486	4.955%	1,066,486	4.955%

5. GANDEVI COMMERCE PRIVATE LIMITED

SI No.		Shareholding at the beginning of the year		Cumulative Shareholding during the year	
		No. of Shares	% of total Shares of the Company	No. of Shares	% of total Shares of the Company
1	At the Beginning of the Year	271527	1.261%	271527	1.261%
2	Date wise increase/decrease in promoters Shareholding during the Year Reason for increase/decrease	No Change during the year			
3	At the end of the Year	271527	1.261%	271527	1.261%

6. HIMACHAL FUTURISTIC COMMUNICATIONS LIMITED

SI No.		Shareholding at the beginning of the year		Cumulative Shareholding during the year	
		No. of Shares	% of total Shares of the Company	No. of Shares	% of total Shares of the Company
1	At the Beginning of the Year	250,950	1.166%	250,950	1.166%
2	Date wise increase/decrease in promoters Shareholding during the Year Reason for increase/decrease	No Change during the year			
3	At the end of the Year	250,950	1.166%	250,950	1.166%

7. MENTOR CAPITAL LIMITED

SI No.		Shareholding at the beginning of the year		Cumulative Shareholding during the year	
		No. of Shares	% of total Shares of the Company	No. of Shares	% of total Shares of the Company
1	At the Beginning of the Year	224,986	1.045%	1,37,186	0.6373
2	Date wise increase/decrease in promoters Shareholding during the Year Reason for increase/decrease				
3	At the end of the Year	224,986	1.045%	1,37,186	0.6373

8. AVANI IMPEX PRIVATE LIMITED

SI No.		Shareholding at the beginning of the year		Cumulative Shareholding during the year	
		No. of Shares	% of total Shares of the Company	No. of Shares	% of total Shares of the Company
1	At the Beginning of the Year			88,010	0.4089
2	Date wise increase/decrease in promoters Shareholding during the Year Reason for increase/decrease				
3	At the end of the Year			88,010	0.4089

9. RAMESH CHAND

SI No.		Shareholding at the beginning of the year		Cumulative Shareholding during the year	
		No. of Shares	% of total Shares of the Company	No. of Shares	% of total Shares of the Company
1	At the Beginning of the Year	15,187	0.0706	27,795	0.01291
2	Date wise increase/decrease in promoters Shareholding during the Year Reason for increase/decrease				
3	At the end of the Year	15,187	0.0706	27,795	0.01291

10. DLM CONSTRUCTION PRIVATE LIMITED

SI No.		Shareholding at the beginning of the year		Cumulative Shareholding during the year	
		No. of Shares	% of total Shares of the Company	No. of Shares	% of total Shares of the Company
1	At the Beginning of the Year	22,200	0.103%	22200	0.103%
2	Date wise increase/decrease in promoters Shareholding during the Year Reason for increase/decrease	No Change during the year			
3	At the end of the Year	22,200	0.103%	22200	0.103%

v) Shareholding of Directors and Key Managerial Personnel:

SI No.	Name	Period	Shareholding at the beginning of the year		Cumulative Shareholding during the year	
			No. of Shares	% of total Shares of the Company	No. of Shares	% of total Shares of the Company
1.	SHRI OM PRAKASH SRIVASTAVA (Director)	At the Beginning of the Year	1,000,000	4.646%	1000000	4.646%
		Date wise increase/decrease in promoters Shareholding during the Year Reason for increase/decrease	No Change during the year			
		At the End of the Year	1,000,000	4.646%	1000000	4.646%

V. INDEBTEDNESS

Indebtedness of the Company including interest outstanding/accrued but not due for payment
NO SECURED LOANS

SI No.	Particulars	Secured Loans excluding deposits	Unsecured Loans	Deposits
	Indebtedness at the beginning of the financial year			
1.	Principal Amount:	-	-	-
2.	Interest due but not paid	-	-	-
3.	Interest accrued but not paid:	-	-	-
	Total	-	-	-
	Change in Indebtedness during the financial year			
1.	Addition	-	-	-
2.	Reduction	-	-	-
	Net Change	-	-	-
	Indebtedness at the end of the financial year			
1.	Principal Amount:	-	-	-
2.	Interest due but not paid	-	-	-
3.	Interest accrued but not paid:	-	-	-
	Total	-	-	-

VI. REMUNERATION OF DIRECTORS AND KEY MANAGERIAL PERSONNEL (Rs.)

a) Remuneration to Managing Director, Whole-time Directors and/or Manager:

SI No.	Particulars of Remuneration	Name of MD/WTD/Manager / Executive Director			Total Amount
		Smt Rana Zia (Whole Time Director)			
1.	Gross salary				
	(a) Salary as per provisions contained in section 17(1) of the Income-tax Act, 1961	8,80,325	0	0	0
		0	0	0	0
	(b) Value of perquisites u/s 17(2) Income-tax Act, 1961				
	(c) Profits in lieu of salary under section 17(3) Income-tax Act, 1961				
2.	Stock Option	-	-	-	-
3.	Sweat Equity	-	-	-	-
4.	Commission - as % of profit - others, specify...	-	-	-	-
5.	Others, please specify	-	-	-	-
	Total (A)	8,80,325			
	Ceiling as per the Act	-	-	-	-

b) Remuneration to other Directors:

SI No.	Particulars of Remuneration	Name of Director			Total Amount (Rs.)
		Shri R.S. Rathore	Shri Brijendra Sahay	Shri J.N. Roy	
	3. Independent Directors • Fee for attending board / committee meetings • Commission • Others, please specify	2,20,000	1,00,000	1,40,000	4,60,000
	Total (1)				4,60,000
	2. Other Non-Executive Directors • Fee for attending board / committee meetings • Commission • Others, please specify	Shri O.P. Srivastava 2,20,000	Smt Rana Zia 2,20,000		4,40,000
	Total (2)		0	0	4,40,000
	Total (B)=(1+2)				9,00,000
	Total Managerial Remuneration				
	Overall Ceiling as per the Act				

c) Remuneration to key managerial personnel other than MD/Manager/WTD:

SI No.	Particulars of Remuneration	Key Managerial Personnel			Total
		Shri Sanjay Garg (Head Finance)	Shri Sukhmendra Kumar (Company Secretary)	Shri Prakash Chandra Tripathy - (CFO)	
1.	Gross salary (a) Salary as per provisions contained in section 17(1) of the Income-tax Act, 1961 (b) Value of perquisites u/s 17(2) Income-tax Act, 1961 (c) Profits in lieu of Salary under section 17(3) Income-tax Act, 1961	0 0 0	5,11,476 0 0	6,42,074 0 0	11,53,550 0 0
2.	Stock Option	0	0	0	0
3.	Sweat Equity	0	0	0	0
4.	Commission - as % of profit - others, specify...	0	0	0	0
5.	Others, (Sitting Fees)	20,000	55,000	55,000	1,30,000
	Total (A)				12,83,550

VII. PENALTIES / PUNISHMENT/ COMPOUNDING OF OFFENCES

Type	Section of the Companies Act	Brief Description	Details of Penalty / Punishment/ Compounding fees imposed	Authority [RD/NCLT/ COURT]	Appeal made, if any(give Details)
A.COMPANY					
Penalty	-	-	-	-	-
Punishment	-	-	-	-	-
Compounding	-	-	-	-	-
B. DIRECTORS					
Penalty	-	-	-	-	-
Punishment	-	-	-	-	-
Compounding	-	-	-	-	-
C. OTHER OFFICERS IN DEFAULT					
Penalty	-	-	-	-	-
Punishment	-	-	-	-	-
Compounding	-	-	-	-	-

For Sahara One Media and Entertainment Limited

O.P. Srivastava
Director
DIN:00144000

Rana Zia
Whole Time Director
DIN: 07083262

Place: Delhi
Date: 14.08.2018

Annexure-2

Details of remuneration under Section 197(12) of Companies Act, 2013 read with Rule 5(1) of the Companies (Appointment and Remuneration of Managerial Personnel) Rules, 2014 for the year ended March 31, 2018:

S.No	Name of the Director	Remuneration in Financial Year 2018	Remuneration in Financial Year 2017	% Increase in Remuneration in 2018 as compared to 2017	Ratio of Director Remuneration to the Median Remuneration of Employees
Executive Director					
1.	Mrs Rana Zia	8,80,325	8,86,731	-	N.A.
Non Executive Non Independent Director					
2.	Shri O.P. Srivastava	Nil	Nil	N.A	N.A
Non-Executive Independent Director					
3.	Shri Ranvir Singh	Nil	Nil	N.A	N.A
4.	Shri Brijendra Sahay	Nil	Nil	N.A	N.A
5.	Shri Jagdish Narain Roy	Nil	Nil	N.A	N.A
Key Managerial Personnel other than Executive Directors					
6	Shri Prakash Chandra Tripathi	6,42,074	7,18,053	-	
7	Shri Sukhmendra Kumar	5,11,476	3,88,977	31.49%	

It is further affirmed that remuneration paid to Directors and Key Managerial Personnel was as per the Remuneration Policy of the Company

There are no employees in the Company which requires disclosure under Section 197(12) of the Act read with Rule 5(2)&(3) of the Companies (Appointment and Remuneration of Managerial Personnel) Rules, 2014.

ANNEXURE-3 TO DIRECTOR'S REPORT

FORM NO. MR.3

Secretarial Audit Report For The Financial Year Ended On 31st March, 2018

[Pursuant to Section 204(1) of the Companies Act, 2013 and Rule No. 9 of the Companies (Appointment and Remuneration of Managerial Personnel) Rules, 2014]

To,
The Members,
Sahara One Media and Entertainment Limited,
Sahara India Point, CTS 40-44, S.V. Road,
Goregaon (West),
Mumbai- 400104.

I have conducted the Secretarial Audit of the compliance of applicable statutory provisions and the adherence to good corporate practice by Sahara One Media and Entertainment Limited (hereinafter called "the Company") Secretarial Audit was conducted in a manner that provided us a reasonable basis for evaluating the corporate conducts/statutory compliances and expressing our opinion thereon.

Based on our verification of the books, papers, minute books, forms and returns filed and other records maintained by the Company and also the information provided by the Company, its officers, agents and authorized representatives during the conduct of secretarial audit,

I hereby report that in Our opinion the Company has, during the audit period ended on 31st March, 2018, complied with the statutory provisions listed hereunder and also that the Company has proper Board processes and compliance-mechanism in place to the extent, in the manner and subject to the reporting made hereinafter:

I have examined the books, papers, minute books, forms and returns filed and other records maintained by the Company for the financial year ended on 31st March, 2018 according to the provisions of:

- I. The Companies Act, 2013 (the Act) and the Rules made there under;
- II. The Securities Contracts (Regulation) Act, 1956 ('SCRA') and the Rules made there under;
- III. The Depositories Act, 1996 and the Regulations and Bye-laws framed there under;
- IV. Foreign Exchange Management Act, 1999 and the Rules and Regulations made there under to the extent of Foreign Direct Investment, Overseas Direct Investment and External Commercial Borrowings;
- V. The following Regulations and Guidelines prescribed under the Securities and Exchange Board of India Act, 1992 ('SEBI Act') to the extent applicable to the Company :-
 - a. The Securities and Exchange Board of India (Substantial Acquisition of Shares and Takeovers) Regulations, 2011;
 - b. The Securities and Exchange Board of India (Prohibition of Insider Trading) Regulations, 1992;
 - c. The Securities and Exchange Board of India (Issue of Capital and Disclosure Requirements) Regulations, 2009; (Not applicable to the Company during the Audit period);
 - d. The Securities and Exchange Board Of India (Employees Stock Option Scheme And Employees Stock Purchase Scheme) Guidelines, 1999/ Securities and Exchange board of India (Share Based Employee Benefits) Regulations, 2014 (effective 28th October 2014) (Not applicable to the Company during the Audit period);
 - e. The Securities and Exchange Board of India (Issue and Listing of Debt Securities) Regulations, 2008 (Not applicable to the Company during the Audit period);
 - f. The Securities and Exchange Board of India (Registrars to an Issue and Share Transfer Agents) Regulations, 1993 regarding the Companies Act and dealing with client (Not applicable to the Company during the Audit period);

- g. The Securities and Exchange Board of India (Delisting of Equity Shares) Regulations, 2009; and (Not applicable to the Company during the Audit period);
- h. The Securities and Exchange Board of India (Buyback of Securities) Regulations, 1998; (Not applicable to the Company during the Audit period);
- I Further report that based on the information provided by the Company, its officers and authorized representatives, there are no laws specifically applicable to the Company.
I further report that, the Compliance by the Company of applicable financial laws, like direct and indirect tax laws, has not been reviewed in this Audit since the same have been subject to review by Statutory Financial Auditor and other designated professional.
- I have also examined compliance with the applicable clauses of the following:
 - i) Secretarial Standards issued by The Institute of Company Secretaries of India
 - ii) The Listing Agreements entered into by the Company with the Stock Exchanges.

During the period under review the Company has complied with the provisions of the Act, Rules, Regulations, Guidelines, Standards, Listing Agreements etc mentioned above.

We further report that:

- The Board of Directors of the Company is duly constituted with proper balance of Executive Directors, Non-Executive Directors and Independent Directors, Woman Director. The changes in the composition of the Board of Directors that took place during the period under review were carried out in compliance with the provisions of the Act.
- Adequate notice is given to all Directors to schedule the Board Meetings, agenda and detailed notes on agenda were sent at least seven days in advance, and a system exists for seeking and obtaining further information and clarifications on the agenda items before the meeting and for meaningful participation at the meeting.
- All decisions at Board / Committee meetings are carried out either unanimously or by the majority as recorded in the minutes of the meetings of the Board/Committee of the Board, as the case may be.

I further report that there are adequate systems and processes in the company commensurate with the size and operations of the Company to monitor and ensure compliance with applicable laws, rules, regulations and guidelines. However there is scope for further improvement to strengthen the systems, process and reporting thereof.

I further report that as per documents produced and information provided to us, during the audit period there has not been any such activity having a major bearing on the Companies affairs in pursuance of the above referred Laws, Rules, Regulations, Guidelines etc.

I further report that during the period, there were no instances of:

- Public/Right/Preferential issue of shares/ debentures/ sweat equity
- Redemption/buy-back of securities
- Major decision take by the members pursuant to Section 180 of the Companies Act, 2013
- Merger/Amalgamation/Reconstruction etc.
- Foreign Technical collaborations.

For M/S. C.P. Shukla & Co.
Company Secretaries

(C.P. Shukla)

Membership No: FCS 3819
C.P. No: 5138

Date: 14.08.2018
Place: Delhi

This report is to be read with my letter of even date which is annexed as Annexure-A and forms an integral part of this report.

Annexure-A

To,
The Members,
Sahara One Media and Entertainment Limited,
Sahara India Point, CTS 40-44, S.V. Road,
Goregaon (West),
Mumbai- 400104.

My report of even date is to be read along with this letter.

1. Maintenance of Secretarial records is the responsibility of the management of the Company. My responsibility is to express an opinion on these secretarial records based on my audit.
2. I have followed the audit practices and processes as were appropriate to obtain reasonable assurance about the correctness of the contents of the Secretarial records. The verification was done on test basis to ensure that correct facts are reflected in Secretarial records. I believe that the processes and practices, I followed provide a reasonable basis for my opinion.
3. I have not verified the correctness and appropriateness of financial records and Books of Accounts of the Company.
4. The Compliance of the provisions of corporate and other applicable standards, laws, rules and regulation is the responsibility of management. My examination was limited to the verification of procedures on random test basis.
5. The Secretarial Audit report is neither an assurance as to the future viability of the Company nor of the efficacy or effectiveness with which the management has conducted the affairs of the Company.
6. Wherever required, I have obtained the Management Representation about the Compliance of laws, rules, and regulation and happening of events etc.

For M/S. C.P. Shukla & Co.

Company Secretaries

(C.P. Shukla)

Membership No. : FCS 3819

C.P. No: 5138

Date:14.08.2018

Place: Noida/Delhi

Annexure-4

Form AOC-1

(Pursuant to first proviso to sub-section (3) of Section 129 read with rule 5 of Companies (Accounts) Rules, 2014)

Statement containing salient features of the financial statement of subsidiaries or associate companies or joint ventures

Part A Subsidiaries

(Information in respect of each subsidiary to be presented with amounts in Rs.)

- 1. Name of the subsidiary-Sahara Sanchaar Limited
- 2. The date since when subsidiary was acquired-20.12.2017
- 3. Reporting period for the subsidiary concerned, if different from the holding company's reporting period. N/A
- 4. Reporting currency and Exchange rate as on the last date of the relevant Financial year in the case of foreign subsidiaries. N/A
- 5. Share capital- 44,37,82,790
- 6. Reserves and surplus- 65,84,65,723
- 7. Total Assets- 1,22,40,77,980
- 8. Total Liabilities- 1,22,40,77,980
- 9. Investments- 87
- 10. Turnover- 11,89,65,000
- 11. Profit before taxation- (2,81,88,097)
- 12. Provision for taxation- (2,34,75,851)
- 13. Profit after taxation- (47,12,246)
- 14. Proposed Dividend- -----
- 15. Extent of shareholding-54.17%

Annexure-5

FORM NO. AOC -2

(Pursuant to clause (h) of sub-section (3) of Section 134 of the Act and Rule 8(2) of the Companies (Accounts) Rules, 2014.

Details of contracts or arrangements or transactions not at Arm's length basis.

S. No	Particulars	Details
1.	Name (s) of the related party & nature of relationship	Sahara India Commercial Corporation Limited Nature of relationship- Sahara Group Company
2.	Nature of contracts/ arrangements/transaction	Sale, purchase or supply of any goods or materials [Section 188(1)(a) of Companies Act, 2013]
3.	Duration of the contracts/ arrangements/transaction	One Time Transaction
4.	Salient terms of the contracts or arrangements	Purchase of 1,80,43,478 (One Crore Eighty Lakh Forty Three Thousand Four Hundred Seventy Eight) Equity Shares of face value of Rs. 10/- each (Rupees Ten Only) each at a consideration of Rs. 46/- (Rupees Forty Six)
5.	Amount of Transaction during the year	Rs. 83,00,00,000/-
6.	Date of approval by the Board	08.12.2017, Subsequently approved by Shareholders of the Company through postal ballot dated 20.12.2017
7.	Amount paid as advances, if any	-

CERTIFICATION ON FINANCIAL STATEMENT OF THE COMPANY

We, Rana Zia, Whole Time Director, appointed under the provisions of the Companies Act, 2013 and Prakash Chandra Tripathy, Chief Financial Officer of Sahara One Media and Entertainment Limited, certify that:

- a) We have reviewed financial statements and the cash flow statement for the year ended on 31st March, 2018 and that to the best of our knowledge and belief:
 - (i) these statements do not contain any materially untrue statement or omit any material fact or contain statements that might be misleading;
 - (ii) these statements together present a true and fair view of the Company's affairs and are in compliance with existing accounting standards, applicable laws and regulations.
- b) There are, to the best of our knowledge and belief, no transactions entered into by the Company during the year which are fraudulent, illegal or violative of the Company's Code of Conduct.
- c) We accept responsibility for establishing and maintaining internal controls for financial reporting and that we have evaluated the effectiveness of the internal control systems of the Company pertaining to financial reporting and we have disclosed to the auditors and the audit committee, deficiencies, if any, in the design or operation of internal controls, of which we are aware and the steps we have taken or propose to take to rectify these deficiencies.
- d) We have indicated to the auditors and the audit committee significant changes in internal control over financial reporting during the year;
 - (i) significant changes in accounting policies during the year and that the same have been disclosed in the notes to the financial statements; and
 - (ii) instances of significant fraud of which they have become aware and the involvement therein, if any, of the management or an employee having a significant role in the Company's internal control system over financial reporting.

Rana Zia
(Whole Time Director)
DIN:07083262

P.C. Tripathy
(Chief Financial Officer)

Place: Delhi
Date: 29.05.2018

**DECLARATION REGARDING COMPLIANCE BY BOARD MEMBERS AND SENIOR
MANAGEMENT PERSONNEL WITH COMPANY'S CODE OF CONDUCT**

+

This is to confirm that the Company has adopted a Code of Conduct for each of its Director and Senior management personnel. The Code of Conduct is available on the Company's website www.sahara-one.com.

In accordance with Regulation 26(3) of the SEBI Listing Obligation and Disclosure Requirement (LODR) Regulations, 2015. I hereby confirm that, all the Directors and the Senior Management Personnel of the Company have affirmed compliance to their respective Code of Conduct, as applicable to them for the year ended 31st March, 2018.

For Sahara One Media and Entertainment Limited

Rana Zia
(Whole Time Director)
DIN:07083262

Place: Delhi
Date: 29.05.2018

MANAGEMENT DISCUSSION AND ANALYSIS REPORT

AN OVERVIEW

Sahara One Media and Entertainment Limited (BSE Code: 503691) is engaged in sale of television programmes and motion pictures production and distribution. The Television business operates in three television channels namely: SAHARA ONE which is a General Entertainment Channel (GEC), FILMY which is a Hindi movie channel and FIRANGI which offers dubbed international shows and movies.

INDUSTRY STRUCTURE, DEVELOPMENT AND FUTURE OUTLOOK:

India has become the fastest-growing major economy in the world according to the Central Statistics Organization (CSO) and International Monetary Fund (IMF). India is expected to be one of the most powerful economies of the world in a period of 10 to 15 years backed by its strong democracy and partnerships. FY2017-18 was marked by a significant economic measure taken by the government: It implemented the Goods and Services Tax (GST) from July, 2017 as the country moved to 'one nation-one tax'. The reform has helped India move into the Top 100 Club in the World Bank's 'Global Ease of Doing Business' rankings. The Indian economy continued to grow strongly, as the economy recovered in the 2nd half post stabilization of the GST regime. India's GDP growth rate in 2017-18 was 6.6 per cent and is expected to grow to 7.3 per cent in 2018-19. The Government of India has taken significant initiatives to strengthen the economic credentials of the country and make it one of the strongest economies in the world. The Government has also come up with the Digital India initiative, which focuses on three core components: the creation of digital infrastructure, delivering services digitally and to increase the digital literacy.

India's gross domestic product (GDP) is expected to keep growing at a rapid pace and achieve uppermiddle income status on the back of digitisation, globalisation, favourable demographics, and reforms. India has made progress on structural changes in the recent past and the implementation of the Goods and Services Tax (GST) will help reduce internal barriers to trade, increase efficiency and improve tax compliance. The corporate debt overhang and associated banking sector's credit-quality concerns have exerted a drag on investment in India. The massive bank recapitalisation programme will improve the banking sector's ability to support growth.

India's Media and Entertainment Sector Overview

The Indian Economy is growing and the Media and Entertainment sector is a reflection of this. The year 2017 saw India recuperate from demonetisation to confront new difficulties and opportunities provided by the implementation of the GST. In any case, the Indian economy proceeded on its development direction thus did the M&E segment. Favourable demographics, a rise in consumer income and a huge demand for entertainment, knowledge, escapism, sports and news aided the growth of the M&E sector in the country. The M&E industry grows with the economy though at a higher pace and its medium-term outlook is bright. The Indian M&E sector now finds itself at its digital tipping point. India is now the second largest smartphone market in the world, and more than half the country is expected to have access to affordable broadband by 2020 which could result in over 500 mn online video consumers. These changes will grow digital content consumption significantly and this gives the M&E companies with an exciting opportunity to develop businesses and cater to the new generation of Indian digital consumers.

Media and Entertainment Sector Growth

The Indian M&E sector grew to ` 1.5 trillion

Segment	FY2016	FY2017	YOY Growth	FY2018E	FY2020E	CAGR 2016-20
Television	594	660	11%	734	862	9.80%
Filmed Entertainment	122	156	28%	166	192	11.90%
Digital Media	92	119	29%	151	224	24.90%
Animation & VFX	54	167	24%	80	114	20.40%
Out of Home Media	32	34	6%	37	43	7.70%
Radio	24	26	8%	28	34	8.60%
Music	12	13	8%	14	18	10.60%

All figures are gross of taxes (` in billion) Source - FICCI-EY M&E Report 2018

INDIAN TELEVISION INDUSTRY

The TV industry improved from ` 594 billion in 2016 to ` 660 billion in 2017, a growth of 11.2% (9.8% net of taxes). Advertising grew to ` 267 billion while distribution increased to 393 billion. Advertising comprised 40% of revenues, while distribution was 60% of the total revenue. The number of licensed private satellite TV channels reached 877, of which, 389 were news channels and 488 were non-news channels. 300 channels were paid channels, while 577 were free to air. The entertainment industry continues to be dominated by the television segment, with the sector accounting for 44.24 per cent of revenue share in 2016, which is expected to grow further to 48.18 per cent by 2021.

Segment	2016	2017	2018E	2020E
Advertisement	243	267	304	368
Distribution	351	393	430	494
Total	594	660	734	862

Source - FICCI-EY M&E Report 2018

ADVERTISING

In 2017, the number of advertisers on TV increased to 12,964 and ad volume grew to 70 million insertions, as reported by BARC. Ad volume growth was dependant on several factors such as elections in several large Indian states, penetration of regional channels, launch of new channels, and marquee non-fiction programming, which continued to attract advertisers, irrespective of the impact of demonetisation or GST.

DISTRIBUTION

The distribution segment in India has an estimated 60,000 local cable operators (LCOs) and more than 6,000 multi-service operators (MSOs).

- TV viewing households grew to 183 million
- Digitisation resulted in increased customer ARPUs
- MSOs moved to a prepaid model with LCOs

77% of viewership is GEC & movie driven

INDIAN FILM INDUSTRY

The Indian film segment grew by 27% in 2017 on the back of box office growth - both domestic & international - coupled with increased revenues from the sale of satellite and digital rights. The film segment reached ` 156 billion in 2017. The Hindi films comprise the majority component of the Indian film segment. They contribute almost 40% of the net domestic box office (BO) collections annually, despite comprising only 17% of the films made. Films in 29 other Indian languages account for approximately 75% of the films released but they contribute nearly 50% to the annual domestic box office collections. 2017 proved, beyond a reasonable doubt, that content is the king and it was the story, above everything else, that made a film successful. Indian cinema witnessed one of the highest footfalls in the world. Single screen cinemas have reduced from 9,710 screens with 91% share of total screens in India in 2009 to less than 71% share in 2017 with 6,780 screens. Multiplexes have grown at a steady rate of over 10% over the last three years due to rising urbanisation resulting in higher footfalls, higher propensity to consume films with rising per-ticket realisation and operational synergies.

DIGITAL MEDIA

Digital media has grown significantly over the past few years and continues to lead the growth charts on advertising. Subscription revenues are rising and are anticipated to make their presence felt by 2020.

KEY ELEMENTS FOR GROWTH

(i) Concentrate on additional revenues from digital pay platforms:

India is a fast digitising market and the consumer shift towards digital services is exhibited through the rampant expansion of digital homes. Digital homes now account for almost half of the total Pay TV homes in the Country.

(ii) Rationalize on costs across different heads:

The Company has always believed that higher spends will not necessarily result in sustained incremental viewership. Even in the wake of competition, the network maintained its cost structures, though with increased competition our costs also moved up. Better negotiations with suppliers and stricter control on distribution spends will help in further keeping costs under check.

(iii) Corporate Governance:

Sahara one media and entertainment firmly believes that good governance is critical to sustaining corporate development, increasing productivity and competitiveness and creating shareholder wealth. The governance process should ensure that the available resources are utilised in a manner that meets the aspirations of all its stakeholders. Your Company's essential charter is shaped by the objectives of transparency, professionalism and accountability. The Company continuously endeavours to improve on these aspects on an ongoing basis. While the increasing emphasis on transparency and accountability, standards have been set by various governing bodies on disclosure as well as judiciousness in conduct. Our Company has always tried to go a step further in this direction.

KEY AREAS TO BE FOCUSED ON FOR GROWTH

Development in terms of quality and quantity:

The demand drivers clearly point toward a requirement for substantial manpower both in terms of quantity and quality. For a sector that is still evolving, the challenge to get a skilled workforce commensurate with growth is immense. Industry players are yet to fully recognize the importance of training, skill development or education in media. The students trained in a media course industry continues to hire general stream graduate students at the entry level who are expected to learn on the job. There is clearly a gap in the number of quality institutions, given India's size and the concentration of education institutions in tier-I cities. A lot of production houses in television, films, animation and news, in both print and broadcast, have in-house training schools but they lead to creation of a captive talent pool and do not benefit the industry at large.

Content Management:

The Internet has forced M&E content creators to reengineer content-related processes. New content types require newer content management capabilities. Designing the 'next best product' can be done through implementing analytics solutions on past data. Search and browse requirements need metadata tagging and SEO.

Distribution Channel:

The emerging digital world requires new methods of distributing content. Identifying the optimum distribution channel mix is expected to reduce a lot of operational expenditure for the media and entertainment organisation. With the advent of kindle and smart phones, 'any content on any device at any time' becomes the expectation. Providing an active role for the readers in defining their products could decide the success rate of the distribution channel.

KEY CHALLENGES AND RISKS:

The Company has implemented a robust framework for identification, management and mitigation of potential risks. Some of these risks are discussed below:

EXTERNAL RISKS AND MITIGATION

Regulatory uncertainty: The M&E industry is governed by the rules and regulations framed by the authorities and regulatory bodies of the different countries we operate in. The policies and regulations issued by them have a bearing on the industry as a whole. We continue to abide by all regulations and also proactively consult our stakeholders to keep ahead of any changes in regulation. We engage with external consultants and subject matter experts where necessary

- (ii) Lack of fresh talent pool. Creative profiles like actors and writers are mostly in short supply. This can impact not only costs but quality and differentiation as well, since most of the available talent pool is used across a range of productions. Few media schools imparting courses in creative writing or ideation leading to paucity of content creation in the television industry, where number of channels have grown exponentially.
- (iii) Most courses in media marketing and sales are not very popular with media schools and the industry often has to look to other sectors to hire manpower for these job roles. FMCG tends to be a key poaching ground for the media industry.
- (iv) Budget constraints which tend to limit creativity and often hamper the possibility of exploring innovative concepts or formats.

INTERNAL CONTROL SYSTEMS AND THEIR ADEQUACY

The Company has in place adequate Internal Control systems & procedures commensurate with the size and the nature of its business for the purchase of goods, TV programmes, films / programme rights, equipment and other assets and for the sale of goods. The Management also keeps close watch on the Internal Control system and consistently takes necessary corrective steps, wherever necessary, to further strengthen the Internal Control systems and procedures of the Company

Source - FICCI-EY M&E Report 2018

SEGMENT WISE OR PRODUCT WISE PERFORMANCE

The Company operating businesses are organized and managed separately according to the nature of services provided, with each segment representing a strategic business unit that serves different markets. The Company principal business is sale of television programmes and motion pictures production and distribution.

	Continuing Operations				Consolidated	
	Television		Motion Pictures		Total	
	2018	2017	2018	2017	2018	2017
	Rs.	Rs.	Rs.	Rs.	Rs.	Rs.
REVENUE						
External sales	2,535.08	28,878.25	480.52	-	3,015.60	28,878.25
Other income	-	-	-	-	-	-
Inter-segment sales	-	-	-	-	-	-
Total revenue	2,535.08	28,878.25	480.52	-	3,015.60	28,878.25
RESULT						
Segment result	(54,603.26)	(8,156.93)	(1,36,408.84)	-	(1,91,012.10)	(8,156.93)
Unallocated expenses					(1,09,205.07)	(16,875.17)
Operating profit/ (loss)					(3,00,217.17)	(25,032.10)
Finance costs					(117.66)	(90.24)
Other income including finance income					27,754.23	3,585.37
Exceptional Items					-	-
Profit before tax					(2,72,580.61)	(21,536.97)
Income taxes					-	-
Net profit					(2,72,580.61)	(21,536.97)
Other comprehensive income for the year				455.99	407.17	
Total comprehensive income for the year				(2,72,124.62)	(21,129.80)	
Segment assets	1,82,512.55	7,25,356.74	2,27,771.13	3,30,438.15	4,10,283.68	10,55,794.89
Unallocated corporate assets					21,06,740.93	17,22,832.12
Total assets					25,17,024.61	27,78,627.00
Segment liabilities	(4,16,611.52)	(4,19,111.52)	(16,022.88)	(25,022.88)	(4,32,634.40)	(4,44,134.40)
Unallocated corporate liabilities					(26,660.96)	(38,617.25)
Total liabilities					(4,59,295.35)	(4,82,751.65)
Other segment information						
Capital expenditures:						
Tangible assets						45.00
Depreciation	-	-	-	-	644.71	644.14
Other non-cash expenses	-	-	-	-	2,79,811.58	7,601.82

COMPANY'S PHILOSOPHY ON CODE OF GOVERNANCE:

Corporate Governance is a set of systems and practices to ensure that the affairs of the Company are being managed in a way which ensures accountability, transparency, fairness in all its transactions in the widest sense and meet its stakeholders aspirations and societal expectations. Good governance practices stem from the culture and mindset of the organization and the commitment to meet the aspirations of all the stakeholders. This is demonstrated in shareholder returns, high credit ratings, governance processes and an entrepreneurial, performance focused work environment.

Traditional views of Governance as a Regulatory and compliance requirement have given way to adoption of governance tailored to the specific needs of the Company. Regulation 27 has set the benchmark compliance rules for a listed Company and the baseline for governance standards. Sahara One not only adheres to the prescribed corporate practices as per Regulation 27 but is constantly striving to adopt emerging best practices worldwide. It is our endeavor to achieve higher standards and provide oversight and guidance to management in strategy implementation and risk management and fulfillment of stated goals and objectives.

Corporate Governance is the manifestation of personal benefits and values, which configures the organizational values, benefits and actions of employees of the Company. Company is committed to be open and transparent as much as possible with respect to its internal financial reporting, control systems and decision making processes.

Corporate Governance is an integral part of the philosophy of the Company in its pursuit of excellence, growth and value creation. In addition to complying with the statutory requirements, effective governance systems and practices towards improving transparency, disclosures, internal control and promotion of ethics at work place have been institutionalized. The Company recognizes that good governance is a continuing exercise and reiterates its commitment to pursue highest standards of Corporate Governance in the overall interest of all its stakeholders.

BOARD OF DIRECTORS:

The Board of the Company is broad -based consisting of Five Directors out of which three are independent Directors, which is in line with the requirements of the Code of Corporate Governance.

Category of Directors	No. of directors
Promoter Directors	1
Executive Director	1
Independent Directors	3
Total	5

The Board of Directors of the Company comprise of the following: -

Shri O. P. Srivastava	Promoter Non-Executive Director
Shri R. S. Rathore	Independent Non-Executive Director, Ex-Chairman, Central Board of Direct Taxes & Special Secretary, Ministry of Finance and Ex-Chairman of Bank of Rajasthan Ltd. (Now ICICI Bank)
Shri Brijendra Sahay	Independent, Non-Executive Director, Former Chief Secretary to the Government of U.P.
Shri J. N. Roy	Independent, Non-Executive Director, Former Commissioner of Security, Ministry of Civil Aviation, Government of India.
Smt Rana Zia	Whole Time Director

BOARD MEETINGS & ANNUAL GENERAL MEETING:

During the F.Y. 2017-2018, Meetings of the Board of Directors of the Company were held five times on 23.05.2017, 11.08.2017, 15.09.2017, 08.11.2017 and 07.02.2018. The gaps between the Board meetings were well within the maximum time gap of 120 days as prescribed in Regulation 27 of SEBI (Listing Obligation and Disclosure Regulations), 2015.

Details of the attendance of the Directors at the Board meetings and Annual General Meeting and also details of Directorship and membership of Committee (s) in other Companies as on 31.03.2018 are as under:

Directors	Attendance (Total 5 Board Meetings)	Attendance (36th AGM held on 28.09.2017)	Directorship in other Companies	Number of membership in other Companies Committee(s)	Number of Chairmanship in other Companies Committee(s)
Shri O. P. Srivastava DIN:00144000	5	-	10	4	4
Shri R. S. Rathore DIN:00265568	5	Yes	2	2	2
Shri Brijendra Sahay DIN:00017600	2	-	2	3	2
Shri J. N. Roy DIN:02132227	5	Yes	1	1	1
Smt Rana Zia DIN:07083262	5	Yes	9	10	

Note:

The Directorships shown above are the directorships of the Indian Companies including subsidiaries of Public Companies and Private Companies but do not include the Directorship on the Board of Section 8 Companies, Private Limited Companies and foreign Companies. Memberships of Committees in other Companies are of Audit Committee and Stakeholder and Relationship Committee.

All the Board meetings were called with advance notice to the Directors and wherever required notices were sent to Stock exchanges where the Company's securities are listed. Agenda papers and all back up papers prepared by Company Secretary were circulated to the Board members well in advance. Finance head, Chief Financial Officer are invited to the Board meeting.

The Board of Directors has adopted a Code of Conduct for members of the Board of Directors and senior management of the Company. The Code has been posted on the Company's website www.sahara-one.com.

AUDIT COMMITTEE:

The Board of Directors of the Company constituted a committee of Directors known as Audit Committee in its meeting held on 30th January 2001 and further reconstituted on 29th June 2002, 29th July 2006, 29th April 2008, 30th June, 2009, 2nd August, 2011 and 8th February 2012. The Committee's composition is in accordance with the requirements of Section 177 of the Companies Act, 2013 and Regulation 18 of the SEBI (Listing Obligations and Disclosure Requirements) Regulations, 2015. All members of the Audit Committee are financially literate and possess financial/accounting expertise. At present, Company have four Directors as members of Audit Committee, out of which 1 Director is promoter non-executive director and rest three are independent non-executive directors and Company Secretary acts as Secretary to the Committee. Shri R. S. Rathore, Independent Director is the Chairman of Audit Committee. At present, the following members constitute the audit Committee of Company:

Shri R. S. Rathore	Chairman
Shri O.P Srivastava	Member
Shri Brijendra Sahay	Member
Shri J.N. Roy	Member

During the F.Y. 2017-2018, meetings of the Audit Committee members of the Company were held five times on 23.05.2017, 11.08.2017, 15.09.2017, 08.11.2017 and 07.02.2018. Details of the attendance of the Committee members in the Audit Committee meetings of Company during F.Y. 2017-18 are as under:

DIRECTORS	CATEGORY	ATTENDANCE (TOTAL 5 MEETINGS)
Shri R. S. Rathore, Chairman (DIN: 00265568)	Independent Non-Executive Director	05
Shri O.P. Srivastava (DIN : 00144000)	Promoter Non-Executive Director	05
Shri Brijendra Sahay (DIN : 00017600)	Independent Non-Executive Director	02
Shri J. N. Roy (DIN : 02132227)	Independent Non-Executive Director	05

The primary responsibility of the Audit Committee is to monitor and provide effective supervision of the management's financial reporting process and to review the quality and reliability of the information used by the Board. The Audit Committee also focuses on the adequacy and appropriateness of the internal controls of the Company. The role and power of the Audit Committee are as per Section 177 of the Companies Act, 2013 and as prescribed in the Schedule II and Regulation 18 of the SEBI (LODR) Regulations, 2015. Audit Committee meetings are held periodically. Statutory Auditors, Chief Executive Officer, Chief Financial Officer, Head - Finance normally attend the Audit Committee Meetings

NOMINATION AND REMUNERATION COMMITTEE:

The Board of Directors of the Company constituted a committee of Directors known as Remuneration Committee in its meeting held on 26th August, 2009 (pursuant to the requirement of Schedule XIII of Companies Act, 1956) to deal with matters related to managerial remuneration of Company as may be required from time to time. The Board has a Nomination and Remuneration Committee that reviews, recommends and approves the matters connected with fixation and periodic revision of the remuneration payable to the Directors, key managerial personnel and senior management. The terms of reference for the Nomination and Remuneration Committee of the Board inter-alia include:

- Formulation of the criteria for determining qualifications, positive attributes and independence of a Director and recommend to the Board of directors a policy relating to the remuneration of the Directors, key managerial personnel and senior management;
- Formulation of criteria for evaluation of performance of Independent Directors and the Board of Directors;
- Devising a policy on diversity of Board of Directors;
- Identifying persons who are qualified to become Directors and who may be appointed in senior management in accordance with the criteria laid down, and recommend to the Board of Directors their appointment and removal.
- To decide on the term of appointment of the Independent Directors, on the basis of the report of performance evaluation of independent directors.

The Committee is consisting of following members at present:

Shri R. S. Rathore	Chairman
Shri O.P. Srivastava	Member
Shri Brijendra Sahay	Member
Shri J. N. Roy	Member

The Remuneration Committee was renamed as Nomination and Remuneration Committee by the Board of Directors at their meeting held on 11th August, 2014.

Meeting of Nomination and Remuneration Committee of the Company was held on 07.02.2018 during the Financial Year 2017-2018.

STAKEHOLDERS' RELATIONSHIP COMMITTEE:

The Board of Directors of Company had constituted Share Transfer Committee on 10th March, 2000 which was later renamed as Shareholders and Investors Grievances Committee and further renamed as Stakeholders' Relationship Committee and was further re-constituted on 3rd April, 2001, 30th January, 2002, 29th July, 2006, 23rd October, 2008, 21st March 2009, 24th March 2010 and 8th November 2012. The Stakeholders' Relationship Committee ensures that there is timely and satisfactory redressal of all investor queries and complaints. The Committee approves, oversees and reviews all matters connected with share transfers, rematerialisation, transposition of securities, redresses shareholders' grievances like transfer of shares, non- receipt of balance sheet, non-receipt of declared dividend etc. The Committee also oversees the performance of the Registrar and Share Transfer Agent and recommends measures for overall improvement in the quality of service to investors Following are the members of the committee at present:

Shri O.P. Srivastava	Chairman
Shri Brijendra Sahay	Member
Shri J. N. Roy	Member

Shri Sukhmendra Kumar, Company Secretary acts as Secretary / Convener of the committee.

During the period under review, the Company has not received any complaint from the Shareholders/Investors. No Meetings of Stakeholders' Relationship Committee of the Company were held during the financial year 2017-2018.

The Stakeholders' Relationship Committee Meetings are held whenever required in case the grievances of investors stand unresolved by the Registrar and Share Transfer Agent of Company M/s Link Intime India Pvt. Ltd.

INDEPENDENT DIRECTORS' MEETING

During the year, a separate meeting of the Independent Directors was held on February 07, 2018 inter-alia to evaluate the performance of Non-Independent Directors and the Board of Directors as a whole, performance of the Co-Chairpersons of the Company and of the quality, content and time lines of flow of information between the Management and the Board.

CEO/CFO Certification

The Company is fully cognizant of the need to maintain adequate internal control to protect its assets and interests and for integrity and fairness in financial reporting and is committed to lay down and enforcing such controls of appropriate systems and procedures. Towards this the CEO and the CFO have certified to the Board by placing a certificate on the internal control related to the financial reporting process during the year ended March 31, 2018.

CODE OF CONDUCT

The Company in pursuance of the Securities and Exchange Board of India (Prohibition of Insider Trading) Regulations, 2015 has a Code of Internal Procedures and Conduct for Prevention of Insider Trading in place. The Code lays down guidelines, which advise on procedures to be followed and disclosures to be made while dealing with shares of the Company and indicate the consequences of non-compliance. The Company has also laid down a Code of Conduct for Board members and senior management personnel. The Company is committed to conducting its business in accordance with applicable laws, rules and regulations and the highest standards of business ethics and to full and accurate disclosure in compliance with applicable laws, rules & regulations. All the Board members and senior management personnel have affirmed compliance with the Code of Conduct for the current year. The Code of Conduct is also displayed on the website of the Company at www.sahara-one.com

Performance evaluation criteria for Independent and Non-Executive Directors

The performance of Independent and Non-Executive Directors is evaluated on parameters such as level of engagement and contribution, independence of judgement, safeguarding the interest of the Company and its minority shareholders, time devoted etc.

GENERAL BODY MEETINGS

The details of date, time & venue of the last three Annual General Meetings of the Company are as given below:-

AGM	Date & Time	Venue	Special Resolution(s)
34th AGM	28th September 2015 at 3:00 P.M.	Sahara India Point, CTS 40 - 44, S.V. Road, Goregaon (West), Mumbai 400 104.	Nil
35th AGM	29th September, 2016 at 3:00 P.M.	Sahara India Point, CTS 40 - 44, S.V. Road, Goregaon (West), Mumbai 400 104.	Adoption of New Set of Articles of Association of Company inter alia pursuant to the Companies Act, 2013
36TH AGM	28th September, 2017 at 2:30 P.M.	Sahara India Point, CTS 40 - 44, S.V. Road, Goregaon (West), Mumbai 400 104.	Nil

Resolution(s) passed through Postal Ballot

During the year, Members of the Company have approved the resolutions, stated in the below table by requisite majority, by means of Postal Ballot, including Electronic Voting (E-voting).

Date of Postal Ballot Notice: November 08, 2017

Voting Period: 19th November, 2017 (9.00 AM IST) till 18th December, 2017 (5.00 PM IST).

Date of Approval: December 20, 2017

Date of Declaration of Result: December 20, 2017

	Type of Resolution	Votes in favour of resolution(%)	Votes against the resolution(%)
To authorise the Board of Directors to make loan(s) and give guarantee(s), provide security(ies) or make investment(s) in excess of the prescribed limit under Section 186 of the Companies Act, 2013	Special	99.99%	0.01%
To approve Material Related Party transaction in connection with investment made by the Company in Sahara Sanchaar Limited	Ordinary	99.99%	0.01%
To approve Material Related Party transaction of providing undertaking to use Net Worth of the Company by Sahara India Power Corporation Limited in connection with setting up of 200 MW Solar-Cum-Wind Power Plant project in Titilagarh, Odisha	Ordinary	99.99%	0.01%

The Postal Ballot Notice along with the Postal Ballot Form was sent to the Members whose name appears in the Register of Members/List of Beneficial Owners as received from Central Depository Services (India) Limited as on November 3, 2017. The Postal Ballot Notice was sent to Members in electronic form to the Email addresses registered with their Depository Participants (in case of electronic shareholding)/the Company's Registrar and Share Transfer Agents (in case of physical shareholding). For Members whose Email IDs are not registered, physical copies of the Postal Ballot Notice was sent by permitted mode along with postage prepaid self-addressed Business Reply Envelope. Voting rights are reckoned on the paid up value of the shares registered in the name of the Members as on the cut off date November 3, 2017.

The Company had published a notice in the newspaper on December 18, 2017 in "Free Press Journal" - English Daily and "Navshakti" - a regional (Marathi) Daily in compliance with the provisions of the Companies Act, 2013 and Secretarial Standard - 2. The Board had appointed M/s Amarendra Rai & Associates, Practicing Company Secretaries, B-200, Sector-50, Basement, Noida - 201 301, as Scrutinizer, to conduct the Postal Ballot process in a fair and transparent manner and had engaged the services of Central Depository Services (India) Limited as the agency for the purpose of providing E-voting facility. Mr. Amarendra Rai, Scrutinizer, had submitted his report on the Postal Ballot to Shri Sukhmendra Kumar, Company Secretary on December 20, 2017.

DISCLOSURES:

RELATED PARTY TRANSACTIONS

All Related Party Transactions that were entered into during the financial year were on an arm's length basis, in the ordinary course of business and were in compliance with the applicable provisions of the Act and the Listing Regulations (erstwhile Listing Agreement entered into with the Stock Exchanges) except investment made by the Company in Sahara Sanchaar Limited by purchase of 1,80,43,478 (One Crore Eighty Lakh Forty Three Thousand Four Hundred Seventy Eight) Equity Shares of face value of Rs. 10/- each (Rupees Ten Only) each at a consideration of Rs. 46/- considered to be material significant related party transaction, approval of which was sought by shareholders of the Company through postal ballot notice dated 08.11.2017. Company received consent of shareholders dated 20.12.2017 intimation of which was duly made to BSE Limited regarding completion of the aforesaid transaction.

All Related Party Transactions are placed before the Audit Committee for approval. A statement of all Related Party Transactions is placed before the Audit Committee for its review on a quarterly basis, specifying the nature, value and terms and conditions of the transactions. Details of the transactions with Related Parties are provided in the accompanying financial statements. The Company has adopted a Related Party Transactions Policy. The Policy, as approved by the Board, is uploaded on the Company's website. Transactions with the related parties are disclosed in 'Notes forming part of the financial statements'

Material Subsidiaries

In accordance with the requirements of SEBI (Listing Obligations and Disclosure Requirements) Regulations, 2015, the Company has in place the policy for determining material subsidiaries which has been uploaded on the Company's website at www.sahara-one.com.

Compliances by the Company

The Company is in compliance with the various requirements of the Stock Exchanges, SEBI and other statutory authorities on all matters relating to the capital market and other applicable laws.

During the year Company had requested for waiver of fine before Bombay Stock Exchange Limited against its letter of penalty for violation of Regulation 33 and Regulation 34 of SEBI (LODR), Regulations, 2015, however the Board of Directors, in the interest of all the stakeholders of the Company, saving of time, cost and to quickly close the matter to avoid protracted litigation had filed for settlement letter by payment of Rs 18400/- and Rs 5900/- respectively which has been duly accepted by BSE Ltd.

Vigil Mechanism / Whistle Blower Policy

The Company is committed to conduct its business in accordance with applicable laws, rules and regulations and the highest standards of business ethics and to full and accurate disclosures. The Company promotes ethical behaviour in its operations and has a vigil mechanism which is overseen through the Audit Committee. A dedicated e-mail id has been established and communicated for reporting under Vigil Mechanism. Under the vigil mechanism, employees are free to report violations of applicable laws and regulations and the Code of Conduct. During the year under review, no employee was denied access to the Audit Committee.

The Company is making adequate disclosure to the shareholders through the Annual Report. Further there is no materially significant related party transactions i.e. transactions of the Company of material nature, with its promoters, the Directors or the management, their subsidiaries or relatives etc that may have potential conflict with the interests of Company at large.

MEANS OF COMMUNICATION:

Disclosure of the financial performance is at core of good governance. This includes consistent, comparable, relevant and reliable information on financial performance of the Company. Towards this end, the Company is providing Annual Report on the working of the Company to each of its shareholders. Further the quarterly / half Yearly Financial Results of the Company are forwarded to Bombay Stock Exchange where the Securities of the Company are listed and published in widely circulated newspapers.

In compliance with Regulation 46 of the SEBI (LODR) Regulations, 2015, the Company has furnished relevant details of its business, financial information, shareholding pattern, compliance with corporate governance, contact information of the designated officials of the Company who are responsible for assisting and handling investor grievances, details of agreements entered into with the media companies and/or their associates, statement of shareholders' grievances, etc. and the contents of the said website are updated on regular basis.

Further, in view of circular of SEBI, the Company has started the system of processing of investor complaints in a centralized web based complaints redressal system 'SCORES'.

Management Discussion and Analysis Report forms part of this Annual Report. The relevant information is also available at Company's website www.sahara-one.com. Investors can also lodge their complaints with the Company at investors@sahara-one.Com.

NAME, DESIGNATION AND ADDRESS OF COMPLIANCE OFFICER:

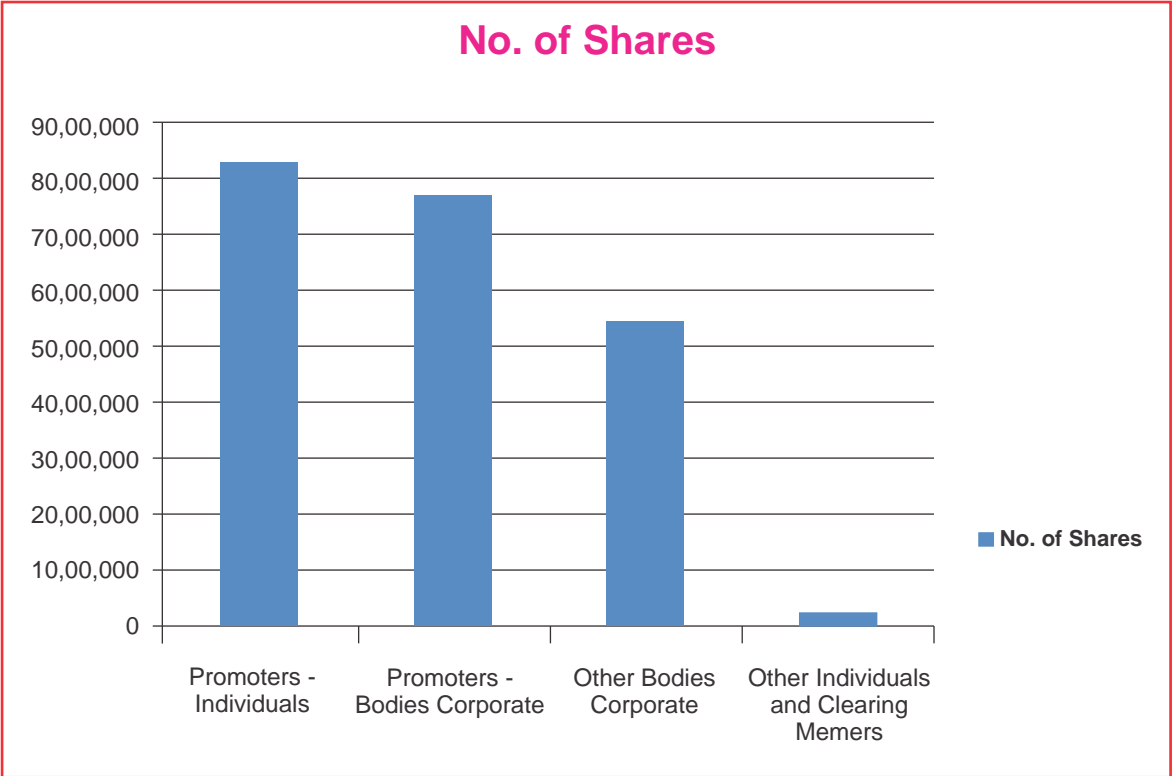
Shri Sukhmendra Kumar
Company Secretary & Compliance Officer
Sahara One Media and Entertainment Limited
Sahara India Point, CTS 40 - 44,
S.V. Road, Goregaon (West),
Mumbai - 400 104.
E-mail ID- investors@sahara-one.com
Contact No.- 02242931818

DISTRIBUTION OF SHAREHOLDING:

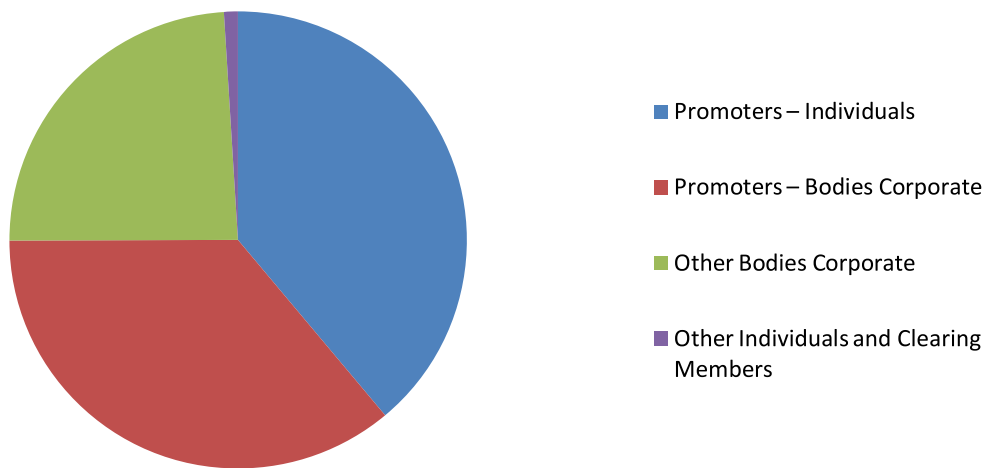
As on 31.03.2018 the shareholding pattern of the Company is as detailed below:

No. of Equity Shares	Shareholders		Shares	
	Number	% of Holders	Number	% of Holders
1-500	1712	94.7427	91954	0.4272
501-1000	36	1.9923	28338	0.1317
1001-2000	18	0.9961	27362	0.1271
2001-3000	4	0.2214	9855	0.0458
3001-4000	3	0.166	10480	0.0487
4001-5000	2	0.1107	9069	0.0421
5001-10000	10	0.5534	72563	0.3371
10001-*****	22	1.2175	21275379	98.8403
Total:	1807	100	21525000	100

Category	No. of Shares	%
Promoters - Individual	83,75,000	38.9082
Promoters - Bodies Corporate	77,66,702	36.0822
Other Bodies Corporate	51,44,364	23.8994
Other Individuals and Clearing Members	2,38,934	1.1100
Total:	2,15,25,000	100



No of shares



SHARE PRICE MOVEMENT OF COMPANY AND SENSEX MOVEMENT OF BSE:

Movement in company's share prices during the year 2017-2018 on BSE and SENSEX movement of BSE for the same period was as under:

	Sahara One Share Price			BSE SENSEX		
Month	High (Rs.)	Low (Rs.)	Average (Rs.)	High (Rs.)	Low (Rs.)	Average (Rs.)
April-2017	75	64.6	69.8	30,184.22	29,241.48	29,712.85
May-2017	62.1	43.25	52.675	31,255.28	29,804.12	30,529.70
June-2017	41.1	38	39.55	31,522.87	30,680.66	31,101.77
July-2017	57	39	48	32,672.66	31,017.11	31,844.89
August-2017	47.25	38.7	42.975	32,686.48	31,128.02	31,907.25
September-2017	50.7	37.5	44.1	32,524.11	31,081.83	31,802.97
October-2017	65.9	48.3	57.1	33,340.17	31,440.48	32,390.33
November-2017	66.3	65.5	65.9	33,865.95	32,683.59	33,274.77
December-2017	69.3	65.9	67.6	34,137.97	32,565.16	33,351.57
January-2018	73	54.2	63.6	36,443.98	33,703.37	35,073.68
February-2018	53	42.05	47.525	36,256.83	33,482.81	34,869.82
March-2018	46.35	42	44.175	34,278.63	32,483.84	33,381.24

CERTIFICATE ON COMPLIANCE WITH THE CONDITIONS OF CORPORATE GOVERNANCE UNDER THE SEBI (LISTING OBLIGATIONS AND DISCLOSURE REQUIREMENTS) REGULATIONS, 2015

To the Members,

Sahara One Media and Entertainment Limited

Sahara India Point, CTS 40-44, S.V. Road,

Goregaon (West),

Mumbai- 400104.

1. We have examined the compliance of conditions of Corporate Governance for the year ended on March 31, 2018, as stipulated in:
 - Regulation 23(4) of SEBI (Listing Obligations and Disclosure Requirements) Regulations, 2015 (SEBI Listing Regulations) for the period from April 1, 2017 to March 31, 2018 and
 - Regulations 17 to 27 (excluding regulation 23 (4)) and clauses (b) to (i) of regulation 46 (2) and paragraphs C, D and E of Schedule V of the SEBI Listing Regulations for the period from April 1, 2017 to March 31, 2018.
2. The Compliance of conditions of Corporate Governance is the responsibility of the Company's Management. Our examination was limited to procedures and implementation thereof, adopted by the Company for ensuring the compliance of the conditions of the Corporate Governance. It is neither an audit nor an expression of opinion on the financial statements of the Company.
3. In our opinion and to the best of our information and according to our examination of the relevant records and the explanations given to us and the representations made by the Directors and the Management, we certify that the Company has complied with the conditions of Corporate Governance as stipulated in Regulation 17 to 27 and clauses (b) to (i) of regulation 46(2) and paragraphs C, D and E of Schedule V of the SEBI Listing Regulations for the respective period of applicability as specified under paragraph 1 above, during the year ended March 31, 2018.
4. We state that such compliance is neither an assurance as to the future viability of the Company nor the efficiency or effectiveness with which the Management has conducted the affairs of the Company.

For C.P. Shukla & Co.

(C.P. Shukla)

Membership No. : FCS3819

C.P. No. : 5138

Place : Noida / Delhi

Date : 14.08.2018

GENERAL SHAREHOLDERS INFORMATION

Date	29th September, 2018
Time	1:30 P.M.
Venue	Sahara One Media and Entertainment Limited, Sahara India Point, CTS 40 - 44, S. V. Road, Goregaon (West), Mumbai - 400 104.
Date of Book closure	14th September 2018 to 29th September 2018 (both days inclusive).
Last date of receipt of proxy forms	27th September, 2018 by 1:30 P.M.
Financial Calendar	1st April, 2017 to 31st March, 2018
Last Annual General Meeting	28th September, 2017
Registrar and Share Transfer Agents	M/s. Link Intime India Private Limited : C-101, 247Park, L.B.S. Marg, Vikhroli (West), Mumbai – 400083
Share Transfer System	Shares received for physical transfer on dematerialization or rematerialization requests are generally registered and returned within a period of 15 days from the date of receipt of complete and validly executed documents. The Shareholders / Investors Grievances Committee meet at adequate intervals to approve the Share transfer and dematerialization requests.
Dematerialisation of shares and liquidity	Equity Shares of the Company can be traded in dematerialized forms. To facilitate the trading in dematerialized form, the Company has entered into agreements with both the depositories viz. National Securities Depositories Limited (NSDL) and Central Depository Services (India) Limited (CDSL). As of date approximately 99.82% of the Equity Shares of the Company are in dematerialized form.
Listing on Stock Exchanges	The Bombay Stock Exchange (BSE)
BSE Stock Code	503691
ISIN No.	INE479B01016
Addresses for correspondence	Sahara One Media and Entertainment Limited, Sahara India Point, CTS 40 - 44, S. V. Road, Goregaon (West), Mumbai - 400 104.

TO THE MEMBERS OF SAHARA ONE MEDIA AND ENTERTAINMENT LIMITED

REPORT ON THE STANDALONE FINANCIAL STATEMENTS

We have audited the accompanying Standalone financial statements of SAHARA ONE MEDIA AND ENTERTAINMENT LIMITED ("the Company"), which comprise the Balance Sheet as at March 31, 2018, and the Statement of Profit and Loss (including Other Comprehensive Income), the Cash Flow Statement and the Statement of Changes in Equity for the year then ended, and a summary of the significant accounting policies and other explanatory information (hereinafter referred to as "standalone Ind AS financial statements")

MANAGEMENT'S RESPONSIBILITY FOR THE STANDALONE IND AS FINANCIAL STATEMENTS

The Company's Board of Directors is responsible for the matters stated in Section 134(5) of the Companies Act, 2013 ("the Act") with respect to the preparation of these standalone Ind AS financial statements that give a true and fair view of the financial position, financial performance including other comprehensive income, cash flows and changes in equity of the Company in accordance with the accounting principles generally accepted in India, including the Indian Accounting Standards (Ind AS) prescribed under section 133 of the Act read with relevant rules issued thereunder.

This responsibility also includes maintenance of adequate accounting records in accordance with the provisions of the Act for safeguarding the assets of the Company and for preventing and detecting frauds and other irregularities; selection and application of appropriate accounting policies; making judgments and estimates that are reasonable and prudent; and design, implementation and maintenance of adequate internal financial controls, that were operating effectively for ensuring the accuracy and completeness of the accounting records, relevant to the preparation and presentation of the standalone Ind AS financial statements that give a true and fair view and are free from material misstatement, whether due to fraud or error.

AUDITORS' RESPONSIBILITY

Our responsibility is to express an opinion on these standalone Ind AS financial statements based on our audit.

We have taken into account the provisions of the Act, the accounting and auditing standards and matters which are required to be included in the audit report under the provisions of the Act and the Rules made thereunder.

We conducted our audit of the standalone Ind AS financial statements in accordance with the Standards on Auditing specified under Section 143(10) of the Act. Those Standards require that we comply with ethical requirements and plan and perform the audit to obtain reasonable assurance about whether the standalone Ind AS financial statements are free from material misstatement.

An audit involves performing procedures to obtain audit evidence about the amounts and the disclosures in the standalone Ind AS financial statements. The procedures selected depend on the auditor's judgment, including the assessment of the risks of material misstatement of the standalone Ind AS financial statements, whether due to fraud or error. In making those risk assessments, the auditor considers internal financial control relevant to the Company's preparation of the standalone Ind AS financial statements that give a true and fair view in order to design audit procedures that are appropriate in the circumstances. An audit also includes evaluating the appropriateness of the accounting policies used and the reasonableness of the accounting estimates made by the Company's Board of Directors, as well as evaluating the overall presentation of the standalone Ind AS financial statements.

We believe that the audit evidence we have obtained is sufficient and appropriate to provide a basis for our qualified audit opinion on the standalone Ind AS financial statements.

Basis for Qualified opinion

- Reference is invited to Note 30 to the financial statements regarding deposit of Rupees 694,027.88 Thousand to Sahara-SEBI Refund account in the matter of dispute in respect of repayment of Optionally Fully Convertible Debentures (OFCDs) by two group companies, namely M/s Sahara India Real Corporation Limited & Sahara Housing Investment Corporation Limited with Security and Exchange Board of India (SEBI). The Honorable Supreme Court of India vide its order dated 21-11-2013 had directed that Sahara Group of Companies shall not part with movable and immovable

properties and accordingly 'SEBI' has seized the company's Fixed Deposit and Non-Current Investment. Subsequent to this, Hon'ble Supreme Court vide its order dated 4th June, 2014 has directed to defreeze the Fixed Deposit account of the company subject to condition that total proceeds would be transferred to special account opened by the 'SEBI'. However, the matter is pending at Honorable Supreme Court of India; we are unable to comment on the consequential impact, if any, of the same on the financial statement of the company.

OPINION

In our opinion and to the best of our information and according to the explanations given to us, except for the effects of the matters described in Basis for Qualified Opinion paragraph the aforesaid standalone Ind AS financial statements give the information required by the Act in the manner so required and give a true and fair view in conformity with the accounting principles generally accepted in India, of the state of affairs of the Company as at March 31, 2018, and its Loss, total comprehensive income, its cash flows and the changes in equity for the year ended on that date.

Emphasis of Matter

1. The company has prepared financial statements on a going concern basis, notwithstanding the fact that the major customer of the company has terminated the program purchase agreement which was main source of income of the Company, the company does not have sufficient fund to pay its creditors and statutory dues, and revenue from operation has reached to negligible level. These events cast significant doubt on the ability of the Company to continue as a going concern. The appropriateness of the said basis is inter alia dependent on the Company's ability to make new customers, infuse requisite funds for meeting its obligations and resuming normal operations. Our opinion is not qualified in respect of this matter.
2. The Gratuity Trust in which company was making gratuity contribution was dissolved and Trust has refunded the amount pertains to the company but company has neither created any recognized gratuity fund Trust nor made any other arrangement to deposit this amount to any other recognized Gratuity Fund Trust. Our opinion is not qualified in respect of this matter.
3. Attention is invited to Note-4 to the financial statement of Investments which includes investment in subsidiary company M/s Sahara Sanchar Limited. The company has increased its holding from 13.52% to 54.17% during the year by acquiring 18043478 Nos. shares @ Rs. 46 per shares while the previous acquisition price was Rs. 31/- per share. These instruments have been acquired from M/s Sahara India Commercial Corporation Limited against trade receivable settlement and partially in cash aggregating to Rs. 8,30,000 Thousand (previous year Rs. 1,86,000 Thousand). The valuation hereof is as confirmed by the management which has been relied upon by us. Our opinion is not qualified in respect of this matter.

REPORT ON OTHER LEGAL AND REGULATORY REQUIREMENTS

1. As required by Section 143(3) of the Act, we report, that:
 - a) We have sought and obtained all the information and explanations which to the best of our knowledge and belief were necessary for the purposes of our audit;
 - b) In our opinion, proper books of account as required by law have been kept by the Company so far as it appears from our examination of those books
 - c) The Balance Sheet, the Statement of Profit and Loss including Other Comprehensive Income, the Cash Flow Statement and Statement of Changes in Equity dealt with by this Report are in agreement with the relevant books of account.
 - d) In our opinion, the aforesaid standalone Ind AS financial statements comply with the Indian Accounting Standards prescribed under section 133 of the Act read with relevant rules issued thereunder.
 - e) On the basis of the written representations received from the directors as on March 31, 2018 taken on record by the Board of Directors, none of the directors is disqualified as on March 31, 2018 from being appointed as a director in terms of Section 164(2) of the Act;

- f) With respect to the adequacy of the internal financial controls over financial reporting of the Company and the operating effectiveness of such controls, refer to our separate Report in "Annexure A"
- g) With respect to the other matters to be included in the Auditor's Report in accordance with Rule 11 of the Companies (Audit and Auditors) Rules, 2014, as amended, in our opinion and to the best of our information and according to the explanations given to us:
 - i. The Company has disclosed the impact of pending litigations on its financial position in its standalone Ind AS financial statements. Refer note 29 to the standalone Ind AS financial statements.
 - ii. The Company has made provision, as required under the applicable law or accounting standards, for material foreseeable losses, if any, on long-term contracts including derivative contracts;
 - iii. There were no amounts, required to be transferred, to the Investor Education and Protection Fund by the Company.
- 2. As required by the Companies (Auditor's Report) Order, 2016 ("the Order") issued by the Central Government in terms of Section 143(11) of the Act, we give in "Annexure B" a statement on the matters specified in paragraphs 3 and 4 of the Order.

For **D. S. Shukla & Co.**
Chartered Accountants
(Firm's Registration No. 000773C)
Delhi-NCR, 29 May 2018

(A.K.Dwivedi)
Partner
Membership No. 078297
Mumbai, 23 May 2017

ANNEXURE "A"**TO THE INDEPENDENT AUDITORS' REPORT ON THE STANDALONE IND AS FINANCIAL STATEMENTS OF SAHARA ONE MEDIA AND ENTERTAINMENT LIMITED**

(Referred to in paragraph 1 (f) under 'Report on Other Legal and Regulatory Requirements' of our report of even date)

REPORT ON THE INTERNAL FINANCIAL CONTROLS OVER FINANCIAL REPORTING UNDER CLAUSE (I) OF SUB-SECTION 3 OF SECTION 143 OF THE COMPANIES ACT, 2013 ("THE ACT")

We have audited the internal financial controls over financial reporting of SAHARA ONE MEDIA AND ENTERTAINMENT LIMITED ("the Company") as of 31st March, 2018 in conjunction with our audit of the standalone Ind AS financial statements of the Company for the year ended on that date.

MANAGEMENT'S RESPONSIBILITY FOR INTERNAL FINANCIAL CONTROLS

The Company's management is responsible for establishing and maintaining internal financial controls based on the internal control over financial reporting criteria established by the Company considering the essential components of internal control stated in the Guidance Note on Audit of Internal Financial Controls Over Financial Reporting (the "Guidance Note") issued by the Institute of Chartered Accountants of India. These responsibilities include the design, implementation and maintenance of adequate internal financial controls that were operating effectively for ensuring the orderly and efficient conduct of its business, including adherence to Company's policies, the safeguarding of its assets, the prevention and detection of frauds and errors, the accuracy and completeness of the accounting records, and the timely preparation of reliable financial information, as required under the Companies Act, 2013.

AUDITORS' RESPONSIBILITY

Our responsibility is to express an opinion on the Company's internal financial controls over financial reporting based on our audit. We conducted our audit in accordance with the Guidance Note and the Standards on Auditing prescribed under Section 143(10) of the Companies Act, 2013, to the extent applicable to an audit of internal financial controls. Those Standards and the Guidance Note require that we comply with ethical requirements and plan and perform the audit to obtain reasonable assurance about whether adequate internal financial controls over financial reporting was established and maintained and if such controls operated effectively in all material respects.

Our audit involves performing procedures to obtain audit evidence about the adequacy of the internal financial controls system over financial reporting and their operating effectiveness. Our audit of internal financial controls over financial reporting included obtaining an understanding of internal financial controls over financial reporting, assessing the risk that a material weakness exists, and testing and evaluating the design and operating effectiveness of internal control based on the assessed risk. The procedures selected depend on the auditor's judgement, including the assessment of the risks of material misstatement of the standalone Ind AS financial statements, whether due to fraud or error.

We believe that the audit evidence we have obtained is sufficient and appropriate to provide a basis for our audit opinion on the Company's internal financial controls system over financial reporting.

MEANING OF INTERNAL FINANCIAL CONTROLS OVER FINANCIAL REPORTING

A company's internal financial control over financial reporting is a process designed to provide reasonable assurance regarding the reliability of financial reporting and the preparation of financial statements for external purposes in accordance with generally accepted accounting principles. A company's internal financial control over financial reporting includes those policies and procedures that (1) pertain to the maintenance of records that, in reasonable detail, accurately and fairly reflect the transactions and dispositions of the assets of the company; (2) provide reasonable assurance that transactions are recorded as necessary to permit preparation of financial statements in accordance with generally accepted accounting principles, and that receipts and expenditures of the company are being made only in accordance with authorisations of management and directors of the company; and (3) provide reasonable assurance regarding prevention or timely detection of unauthorised acquisition, use or disposition of the company's assets that could have a material effect on the financial statements.

INHERENT LIMITATIONS OF INTERNAL FINANCIAL CONTROLS OVER FINANCIAL REPORTING

Because of the inherent limitations of internal financial controls over financial reporting, including the possibility of collusion or improper management override of controls, material misstatements due to error or fraud may occur and not be detected. Also, projections of any evaluation of the internal financial controls over financial reporting to future periods are subject to the risk that the internal financial control over financial reporting may become inadequate because of changes in conditions, or that the degree of compliance with the policies or procedures may deteriorate.

OPINION

In our opinion, to the best of our information and according to the explanations given to us, the Company has, in all material respects, an adequate internal financial controls system over financial reporting and such internal financial controls over financial reporting were operating effectively as at 31st March, 2018, based on the internal control over financial reporting criteria established by the Company considering the essential components of internal control stated in the Guidance Note.

For D. S. Shukla & Co.

Chartered Accountants

(Firm Registration No. 000773C)

Delhi-NCR, 29 May 2018

(A. K. Dwivedi)

Partner

Membership No. 078297

ANNEXURE 'A' TO AUDITORS' REPORT

TO THE INDEPENDENT AUDITORS' REPORT ON THE STANDALONE IND AS FINANCIAL STATEMENTS OF SAHARA ONE MEDIA AND ENTERTAINMENT LIMITED

(Referred to in paragraph 2, under 'Report on Other Legal and Regulatory Requirements' section of our Report of even date)

- i (a) The Company has maintained proper records showing full particulars, including quantitative details and situation of fixed assets.
- (b) Fixed assets have been physically verified by the management during the year and no material discrepancies were identified on such verification.
- (c) According to the information and explanations given to us and on the basis of our examination of records of the company, the title deeds of immovable properties are held in the name of the company
- ii The management has conducted physical verification of inventory at reasonable intervals during the year and no material discrepancies were noticed on such verification.
- iii According to the information and explanations given to us, the Company has granted short term unsecured loan to one company covered in the register maintained under section 189 of the Companies Act, 2013.
- a) Terms and conditions of the grant of such loans are not prejudicial to the interest of the company.
- b) Schedule of repayment of principal and payment of interest has been stipulated.
- c) There is no overdue amount.
- iv In our opinion and according to the information and explanations given to us, the company has complied with the provisions of section 186 of the Act, with respect to the loans, investments, guarantees, and securities, wherever applicable.
- v The Company has not accepted any deposits from the public.
- vi To the best of our knowledge and as explained, the Central Government has not prescribed maintenance of cost records under sub-section (1) of section 148 of the Companies Act, 2013 for the products of the Company.
- vii (a) Except the cases reported below, there is no other undisputed statutory dues including provident fund, employees' state insurance, income tax, sales tax, wealth-tax, service tax, customs duty Cess and other statutory dues which were in arrear as at 31st March 2018 for a period of more than six months from the date they became payable:

Name of the Statue	Nature of Dues	Amount (Rs.'000)
Income tax Department	Tax deducted at source	889.23

- (b) According to the records of the Company, the dues outstanding of income-tax, customs duty, and cess on account of any dispute, are as follows:

Name of the Statue	Nature of Dues	Amount (Rs.)	Period to which the amount relates	Forum where dispute is pending
Income tax Act, 1961	Income tax	3,41,393.27	FY 2002-2003 & 2004-05 to 2011-12	Income Tax Appellate Tribunal
Income tax Act, 1961	Tax deducted at source	61,254.85	A.Y 2006-2007 & 2008-09 to 2010-2011	High Court
Income-tax Act, 1961	Tax Deducted at Source	59,432.39	A.Y. 2011-12	Income tax Appellate Tribunal
Income tax Act, 1961	Income tax	19,885.02	F.Y.1999-2000 & 2000-2001	High Court
Customs Act, 1962	Customs Duty	445.00	2008-2009	Custom Appellate Authority

- (viii) The Company does not have any loan or borrowings from any financial institution, banks, government or debenture holders during the year. Accordingly, paragraph 3(viii) of the Order is not applicable.
- (ix) The company did not raise any money by way of initial public offer or further public offer (including debt instruments) and terms loans during the year. Accordingly, paragraph 3(ix) of the Order is not applicable.
- (x) According to information and explanations given to us by the management, no fraud by the Company or on the company by its officers or employees has been noticed or reported during the course of our audit.
- (xi) According to information and explanations given to us and based on our examination of the records of the Company, the Company has paid/provided for managerial remuneration in accordance with the requisite approvals mandated by the provisions of section 197 read with schedule V of the Act.
- (xii) In our opinion and According to information and explanations given to us, the Company is not a nidhi company. Accordingly, paragraph 3(xii) of the Order is not applicable.
- (xiii) According to information and explanations given to us and based on our examination of the records of the Company, transactions with related parties are in compliance with section 177 and 188 of the Act where applicable and details of such transactions have been disclosed in the financial statements as required by the applicable accounting standards.
- (xiv) According to information and explanations given to us and based on our examination of the records of the Company, the company has not made any preferential allotment or private placement of shares or fully or partly convertible debentures during the year.
- (xv) According to information and explanations given to us and based on our examination of the records of the Company, the company has not entered into non-cash transactions with directors or persons connected with him. Accordingly, paragraph 3(xv) of the Order is not applicable.
- (xvi) The company is not required to be registered under Section 45-IA of the Reserve Bank of India Act 1934.

For **D. S. Shukla & Co.**
Chartered Accountants
(Firm Registration No. 000773C)

Delhi-NCR, 29 May 2018

(A. K. Dwivedi)
Partner
Membership No. 078297

Balance sheet as at 31 March 2018

	Notes	31 March 2018 Rs. (000)	31 March 2017 Rs. (000)
ASSETS			
(1) Non-current assets			
(a) Property, plant and equipment	3	2,627.54	3,272.24
(b) Financial assets			
(i) Investments	4	1,035,739.90	203,419.78
(ii) Other financial assets	5	613.55	1,458.00
(c) Non-current tax assets (net)	6	40,927.21	131,230.65
Total non-current assets		1,079,908.20	339,380.67
(2) Current assets			
(a) Inventories	7	2,776.84	9,612.91
(b) Financial assets			
(i) Investments	4	26,690.05	25,234.44
(ii) Other financial assets	5	5,265.93	11,070.76
(iii) Trade receivables	8	181,558.51	717,566.63
(iv) Cash and cash equivalents	9	15,826.69	275,864.93
(c) Other current assets	10	1,181,059.27	1,408,710.88
Total current assets		1,413,177.29	2,448,060.55
TOTAL ASSETS		2,493,085.49	2,787,441.22
EQUITY AND LIABILITIES			
Equity			
(a) Equity share capital	11	215,250.00	215,250.00
(b) Other equity			
(i) Share premium	12	2,084,850.00	2,084,850.00
(ii) Retained earnings		(267,535.49)	4,589.58
Total equity		2,032,564.51	2,304,689.58
Liabilities			
(1) Non-current liabilities			
(a) Net employee defined benefit liabilities	13	5,302.34	5,335.61
Total non-current liabilities		5,302.34	5,335.61
(2) Current liabilities			
(a) Financial liabilities			
(i) Trade payables	14	435,685.17	447,050.70
(ii) Other payables	15	18,901.01	18,539.46
(b) Liabilities for current taxes (net)	16	-	11,180.21
(c) Net employee defined benefit liabilities	13	632.46	645.67
Total current liabilities		455,218.64	477,416.04
Total liabilities		460,520.98	482,751.65
TOTAL EQUITY AND LIABILITIES		2,493,085.49	2,787,441.22

The accompanying notes are an integral part of the financial statements.

As per our report of even date

For **D.S. Shukla & Co.**
Firm Registration No. 000773C
Chartered Accountants

A.K. Dwivedi
Partner
Membership No.78297
NCR/Delhi: May 29, 2018

For and on behalf of the Board of Directors of Sahara One Media and Entertainment Limited

O. P. Srivastava
Director
DIN- 00144000

P. C. Tripathy
Chief Financial Officer

Rana Zia

Whole Time Director
DIN - 07083262

Sukhmendra Kumar
Company Secretary

Statement of profit and loss for the year ended 31 March 2018

	Notes	31 March 2018 Rs. (000)	31 March 2017 Rs. (000)
Revenue			
Revenue from operations	17	3,015.60	28,878.25
Other income	18	27,754.23	3,585.36
Total income		30,769.83	32,463.61
Expenses			
(Increase)/ decrease in inventories	19	6,836.06	31,331.92
Employee benefits expense	20	3,280.50	3,391.52
Depreciation and amortization expense	3	644.71	644.14
Finance costs	21	117.66	90.24
Other expenses	22	292,471.95	18,542.78
Total expenses		303,350.88	54,000.60
Profit/(loss) before and tax		(272,581.05)	(21,536.99)
Tax expenses			
Current tax		-	-
Deferred tax		-	-
Total tax expense		-	-
Net profit/(loss) for the year		(272,581.05)	(21,536.99)
Other comprehensive income			
Items that will not be reclassified to Statement of Profit and Loss			
Re-measurement gains (losses) on defined benefit plans		210.86	104.07
Gain (loss) on equity instruments		245.13	303.11
Income tax effect		-	-
Other comprehensive income for the year		455.99	407.17
Total comprehensive income for the year		(272,125.06)	(21,129.82)
Earnings per equity share			
Basic and diluted earning per share	23	(12.64)	(0.98)

The accompanying notes are an integral part of the financial statements.

As per our report of even date

For **D.S. Shukla & Co.**
Firm Registration No. 000773C
Chartered Accountants

A.K. Dwivedi
Partner
Membership No.78297
NCR/Delhi: May 29, 2018

For and on behalf of the Board of Directors of Sahara One Media and Entertainment Limited

O. P. Srivastava
Director
DIN- 00144000

P. C. Tripathy
Chief Financial Officer

Rana Zia
Whole Time Director
DIN - 07083262

Sukhmendra Kumar
Company Secretary

Cash flow statement for the year ended March 31, 2018

	31 March 2018 Rs. (000)	31 March 2017 Rs. Rs. (000)
Cash flow from operating activities		
Net profit before tax	(272,125.06)	(21,129.82)
Non-cash adjustment to reconcile profit before tax to net cash flows		
Depreciation	644.71	644.14
Provision for doubtful debts	50,302.28	2,624.06
Provision for doubtful advances	136,889.36	3,079.21
Bad debts / advances written off	92,619.94	1,898.55
Credit balances written back	0.00	(2,034.49)
Interest income	(25,807.65)	(100.97)
Dividend income	(490.96)	-
Operating profit before working capital changes	(17,967.38)	(15,019.33)
Movements in working capital :		
Increase/ (decrease) in trade payables	(11,365.53)	(7,036.32)
Increase / (decrease) in Net employee defined benefit liabilities	(13.21)	2,642.31
Increase/ (decrease) in Other payables	361.55	(1,289.25)
Increase/ (decrease) in Non-current liabilities	(33.27)	1,464.22
Decrease / (increase) in Other non-current financial assets	844.45	-
Decrease / (increase) in Other current assets	227,651.61	255,382.45
Decrease / (increase) in trade receivables	485,705.84	13,405.28
Decrease / (increase) in inventories	6,836.07	31,331.91
Decrease / (increase) in Other current financial assets	(223,704.47)	(11,170.27)
Cash generated from /(used in) operations	468,315.66	269,711.01
Direct taxes paid (net of refunds)	79,123.22	(202.50)
Net cash flow from/ (used in) operating activities (A)	547,438.88	269,508.51
Cash flows from investing activities		
Purchase of fixed assets	(0.01)	(45.00)
Appreciation in value of investment	(1,700.73)	(1,752.97)
Purchase of non-current investment	(832,074.99)	(465.00)
Dividend received	490.96	-
Net cash flow from/ (used in) investing activities (B)	(833,284.76)	(2,262.97)
Cash flows from financing activities		
Interest Income	25,807.65	100.97
Interest paid	-	-
Net cash flow from/ (used in) in financing activities (C)	25,807.65	100.97
Net increase in cash and cash equivalents (A + B + C)	(260,038.23)	267,346.51
Cash and cash equivalents at the beginning of the year	275,864.93	8,518.42
Cash and cash equivalents at the end of the year	15,826.69	275,864.93
Components of cash and cash equivalents		
Cash on hand	427.73	243.87
With banks -		
on current account	15,398.96	275,621.06
on deposit account	-	-
Total cash and cash equivalents	15,826.69	275,864.93
Summary of significant accounting policies	2.1	

As per our report of even date

For and on behalf of the Board of Directors of Sahara One Media and Entertainment Limited

For **D.S. Shukla & Co.**
Firm Registration No. 000773C
Chartered Accountants

O. P. Srivastava
Director
DIN- 00144000

Rana Zia
Whole Time Director
DIN - 07083262

A.K. Dwivedi
Partner
Membership No.78297
NCR/Delhi: May 29, 2018

P. C. Tripathy
Chief Financial Officer

Sukhmendra Kumar
Company Secretary

Notes to financial statements for the year ended 31 March 2018

1. Corporate information

Sahara One Media And Entertainment Limited is a public company domiciled in India and incorporated under the provisions of the Companies Act, 1956. The company is a television content provider and also produces and distributes films.

2. Basis of preparation and presentation

The financial statements have been prepared on the historical cost basis except for following assets and liabilities which have been measured at fair value amount:

- i) Certain financial assets and liabilities,
- ii) Defined benefit plans - plan assets and

The financial statements of the Company have been prepared to comply with the Indian Accounting standards ('Ind AS'), including the rules notified under the relevant provisions of the Companies Act, 2013.

Upto the year ended March 31, 2017, the Company has prepared its financial statements in accordance with the requirement of Indian Generally Accepted Accounting Principles (GAAP), which includes Standards notified under the Companies (Accounting Standards) Rules, 2006 and considered as "Previous GAAP".

These financial statements are the Company's first Ind AS standalone financial statements.

Company's financial statements are presented in Indian Rupees (₹000), which is also its functional currency.

2.1 Summary of significant accounting policies

a) Statement of compliance

The financial statements have been prepared in accordance with the Indian Accounting Standards (referred to as "Ind AS") prescribed under section 133 of the Companies Act, 2013 read with Companies (Indian Accounting Standards) Rules, as amended from time to time.

b) Use of estimates and critical accounting judgements

In the preparation of financial statements, the company makes judgements, estimates and assumptions about the carrying values of assets and liabilities that are not readily apparent from other sources. The estimates and associated assumptions are based on historical experience and other factors that are considered to be relevant. Actual results may differ from these estimates.

Estimates and underlying assumptions are reviewed on an ongoing basis. Revisions to accounting estimates are recognised in the period in which the estimate is revised and future periods affected.

Key source of estimation of uncertainty at the date of financial statements, which may cause material adjustment to the carrying amounts of assets and liabilities within the next financial year, is in respect of impairment, useful lives of property, plant and equipment and intangible assets, valuation of deferred tax assets, provisions and contingent liabilities and fair value measurements of financial instruments as discussed below. Key source of estimation of uncertainty in respect of revenue recognition and employee benefits have been discussed in the respective policies.

c) Property, plant and equipment

Property, plant and equipment are stated at cost, net of recoverable taxes, trade discount and rebates less accumulated depreciation and impairment losses, if any. Such cost includes purchase price, borrowing cost and any cost directly attributable to bringing the assets to its working condition for its intended use, net charges on foreign exchange contracts and adjustments arising from exchange rate variations attributable to the assets.

Subsequent costs are included in the asset's carrying amount or recognised as a separate asset, as appropriate, only when it is probable that future economic benefits associated with the item will flow to the entity and the cost can be measured reliably.

Expenses incurred relating to project, net of income earned during the project development stage prior to its intended use, are considered as pre - operative expenses and disclosed under Capital Work - in - Progress.

Depreciation on property, plant and equipment is provided using straight line method. Depreciation is provided based on useful life of the assets as prescribed in Schedule II to the Companies Act.

The residual values, useful lives and methods of depreciation of property, plant and equipment are reviewed at each financial year end and adjusted prospectively, if appropriate.

Gains or losses arising from de-recognition of a property, plant and equipment are measured as the difference between the net disposal proceeds and the carrying amount of the asset and are recognised in the Statement of Profit and Loss when the asset is de-recognised.

d) Leases

Leases are classified as finance leases whenever the terms of the lease, transfers substantially all the risks and rewards of ownership to the lessee. All other leases are classified as operating leases.

Leased Assets held under finance leases are initially recognised as assets of the Company at their fair value at the inception of the lease or, if lower, at the present value of the minimum lease payments. The corresponding liability to the lessor is included in the balance sheet as a finance lease obligation.

Lease payments are apportioned between finance expenses and reduction of the lease obligation so as to achieve a constant rate of interest on the remaining balance of the liability. Finance expenses are recognised immediately in Statement of Profit and Loss, unless they are directly attributable to qualifying assets, in which case they are capitalized. Contingent rentals are recognised as expenses in the periods in which they are incurred.

A leased asset is depreciated over the useful life of the asset. However, if there is no reasonable certainty that the Company will obtain ownership by the end of the lease term, the asset is depreciated over the shorter of the estimated useful life of the asset and the lease term.

Operating lease payments are recognised as an expense in the Statement of Profit and Loss on a straight-line basis over the lease term except where another systematic basis is more representative of time pattern in which economic benefits from the leased assets are consumed.

e) Intangible assets

Intangible Assets are stated at cost of acquisition net of recoverable taxes, trade discount and rebates less accumulated amortisation/depletion and impairment loss, if any. Such cost includes purchase price, borrowing costs, and any cost directly attributable to bringing the asset to its working condition for the intended use, net charges on foreign exchange contracts and adjustments arising from exchange rate variations attributable to the intangible assets.

Subsequent costs are included in the asset's carrying amount or recognised as a separate asset, as appropriate, only when it is probable that future economic benefits associated with the item will flow to the entity and the cost can be measured reliably.

Gains or losses arising from derecognition of an intangible asset are measured as the difference between the net disposal proceeds and the carrying amount of the asset and are recognised in the Statement of Profit and Loss when the asset is derecognised.

f) Finance cost

Borrowing costs include exchange differences arising from foreign currency borrowings to the extent they are regarded as an adjustment to the interest cost. Borrowing costs that are directly attributable to the acquisition or construction of qualifying assets are capitalised as part of the cost of such assets. A qualifying asset is one that necessarily takes substantial period of time to get ready for its intended use.

Interest income earned on the temporary investment of specific borrowings pending their expenditure on qualifying assets is deducted from the borrowing costs eligible for capitalisation.

All other borrowing costs are charged to the Statement of Profit and Loss for the period for which they are incurred.

g) Inventories

Items of inventories are measured at lower of cost and net realisable value after providing for obsolescence, if any. Cost of inventories comprises of cost of purchase, cost of conversion and other costs including manufacturing overheads net of recoverable taxes incurred in bringing them to their respective present location and condition.

h) Impairment of non-financial assets - property, plant and equipment and intangible assets

The Company assesses at each reporting date as to whether there is any indication that any property, plant and equipment and intangible assets or group of assets, called cash generating units (CGU) may be impaired. If any such indication exists the recoverable amount of an asset or CGU is estimated to determine the extent of impairment, if any. When it is not possible to estimate the recoverable amount of an individual asset, the Company estimates the recoverable amount of the CGU to which the asset belongs.

An impairment loss is recognised in the Statement of Profit and Loss to the extent, asset's carrying amount exceeds its recoverable amount. The recoverable amount is higher of an asset's fair value less cost of disposal and value in use. Value in use is based on the estimated future cash flows, discounted to their present value using pre-tax discount rate that reflects current market assessments of the time value of money and risk specific to the assets.

The impairment loss recognised in prior accounting period is reversed if there has been a change in the estimate of recoverable amount.

i) Provisions

Provisions are recognised when the Company has a present obligation (legal or constructive) as a result of a past event, it is probable that an outflow of resources embodying economic benefits will be required to settle the obligation and a reliable estimate can be made of the amount of the obligation.

If the effect of the time value of money is material, provisions are discounted using a current pre tax rate that reflects, when appropriate, the risks specific to the liability. When discounting is used, the increase in the provision due to the passage of time is recognised as a finance cost.

j) Employee Benefits Expense**Short Term Employee Benefits**

The undiscounted amount of short term employee benefits expected to be paid in exchange for the services rendered by employees are recognised as an expense during the period when the employees render the services.

Post-Employment Benefits**Defined Contribution Plans**

A defined contribution plan is a post-employment benefit plan under which the Company pays specified contributions to a separate entity. The Company makes specified monthly contributions towards Provident Fund, Superannuation Fund and Pension Scheme. The Company's contribution is recognised as an expense in the Statement of Profit and Loss during the period in which the employee renders the related service.

Defined Benefit Plans

The Company pays gratuity to the employees whoever has completed five years of service with the Company at the time of resignation/superannuation. The gratuity is paid @15 days salary for every completed year of service as per the Payment of Gratuity Act 1972.

The Company is not contributing amount towards gratuity liability to the any approved gratuity fund formed exclusively for gratuity payment to the employees, after dissolution of Sahara Group gratuity fund trust. The gratuity liability is currently unfunded.

The liability in respect of gratuity and other post-employment benefits is calculated using the Projected Unit Credit Method and spread over the period during which the benefit is expected to be derived from employees' services.

Re-measurement of defined benefit plans in respect of post-employment are charged to the Other Comprehensive Income.

k) Tax Expenses

The tax expense for the period comprises current and deferred tax. Tax is recognised in Statement of Profit and Loss, except to the extent that it relates to items recognised in the comprehensive income or in equity. In which case, the tax is also recognised in other comprehensive income or equity.

- Current tax

Current tax assets and liabilities are measured at the amount expected to be recovered from or paid to the taxation authorities, based on tax rates and laws that are enacted or substantively enacted at the Balance sheet date.

- Deferred tax

Deferred tax is recognised on temporary differences between the carrying amounts of assets and liabilities in the financial statements and the corresponding tax bases used in the computation of taxable profit.

Deferred tax liabilities and assets are measured at the tax rates that are expected to apply in the period in which the liability is settled or the asset realised, based on tax rates (and tax laws) that have been enacted or substantively enacted by the end of the reporting period. The carrying amount of Deferred tax liabilities and assets are reviewed at the end of each reporting period.

i) Foreign currencies transactions and translation

Transactions in foreign currencies are recorded at the exchange rate prevailing on the date of transaction. Monetary assets and liabilities denominated in foreign currencies are translated at the functional currency closing rates of exchange at the reporting date.

Exchange differences arising on settlement or translation of monetary items are recognised in Statement of Profit and Loss except to the extent of exchange differences which are regarded as an adjustment to interest costs on foreign currency borrowings that are directly attributable to the acquisition or construction of qualifying assets, are capitalized as cost of assets.

Non-monetary items that are measured in terms of historical cost in a foreign currency are recorded using the exchange rates at the date of the transaction. Non-monetary items measured at fair value in a foreign currency are translated using the exchange rates at the date when the fair value was measured. The gain or loss arising on translation of non-monetary items measured at fair value is treated in line with the recognition of the gain or loss on the change in fair value of the item (i.e., translation differences on items whose fair value gain or loss is recognised in OCI or Statement of Profit and Loss are also recognised in OCI or Statement of Profit and Loss, respectively).

m) Revenue recognition

Revenue from sale of goods/services is recognised when the significant risks and rewards of ownership have been transferred to the buyer, recovery of the consideration is probable, the associated cost can be estimated reliably, there is no continuing effective control or managerial involvement with the goods, and the amount of revenue can be measured reliably.

Revenue from rendering of services is recognised when the performance of agreed contractual task has been completed.

Revenue from sale of goods is measured at the fair value of the consideration received or receivable, taking into account contractually defined terms of payment and excluding taxes or duties collected on behalf of the government.

Revenue from operations includes sale of goods, services, service tax, excise duty and adjusted for discounts (net), and gain/ loss on corresponding hedge contracts.

Interest income

Interest income from a financial asset is recognised using effective interest rate method.

Dividends

Revenue is recognised when the Company's right to receive the payment has been established.

n) Financial instruments

i) Financial Assets

A. Initial recognition and measurement

All financial assets and liabilities are initially recognized at fair value. Transaction costs that are directly attributable to the acquisition or issue of financial assets and financial liabilities, which are not at fair value through profit or loss, are adjusted to the fair value on initial recognition. Purchase and sale of financial assets are recognised using trade date accounting.

B. Subsequent measurement

a) Financial assets carried at amortised cost (AC)

- A financial asset is measured at amortised cost if it is held within a business model whose objective is to hold the asset in order to collect contractual cash flows and the contractual terms of the financial asset give rise on specified dates to cash flows that are solely payments of principal and interest on the principal amount outstanding.

b) Financial assets at fair value through other comprehensive income (FVTOCI)

A financial asset is measured at FVTOCI if it is held within a business model whose objective is achieved by both collecting contractual cash flows and selling financial assets and the contractual terms of the financial asset give rise on specified dates to cash flows that are solely payments of principal and interest on the principal amount outstanding.

- c) Financial assets at fair value through profit or loss (FVTPL) A financial asset which is not classified in any of the above categories are measured at FVTPL.

C. Investment in subsidiaries

The Company has accounted for its investments in subsidiaries at cost.

D. Other Equity Investments

All other equity investments are measured at fair value, with value changes recognised in Statement of Profit and Loss, except for those equity investments for which the Company has elected to present the value changes in 'Other Comprehensive Income'.

Non-monetary items that are measured in terms of historical cost in a foreign currency are recorded using the exchange rates at the date of the transaction. Non-monetary items measured at fair value in a foreign currency are translated using the exchange rates at the date when the fair value was measured. The gain or loss arising on translation of non monetary items measured at fair value is treated in line with the recognition of the gain or loss on the change in fair value of the item (i.e., translation differences on items whose fair value gain or loss is recognised in OCI or Statement of Profit and Loss are also recognised in OCI or Statement of Profit and Loss, respectively).

E. Impairment of financial assets

In accordance with Ind AS 109, the Company uses 'Expected Credit Loss' (ECL) model, for evaluating impairment of financial assets other than those measured at fair value through profit and loss (FVTPL).

Expected credit losses are measured through a loss allowance at an amount equal to:

The 12-months expected credit losses (expected credit losses that result from those default events on the financial instrument that are possible within 12 months after the reporting date); or

Full lifetime expected credit losses (expected credit losses that result from all possible default events over the life of the financial instrument)

For trade receivables Company applies 'simplified approach' which requires expected lifetime losses to be recognised from initial recognition of the receivables. The Company uses historical default rates to determine impairment loss on the portfolio of trade receivables. At every reporting date these historical default rates are reviewed and changes in the forward looking estimates are analysed.

For other assets, the Company uses 12 month ECL to provide for impairment loss where there is no significant increase in credit risk. If there is significant increase in credit risk full lifetime ECL is used.

ii) Financial liabilities

A. Initial recognition and measurement

All financial liabilities are recognized at fair value and in case of loans, net of directly attributable cost. Fees of recurring nature are directly recognised in the Statement of Profit and Loss as finance cost.

B. Subsequent measurement

Financial liabilities are carried at amortized cost using the effective interest method. For trade and other payables maturing within one year from the balance sheet date, the carrying amounts approximate fair value due to the short maturity of these instrument.

o) Segmental Reporting Policies

Revenue and expenses are identified to segments on the basis of their relationship to the operating activities of the segments. Revenue and expenses, which relate to the enterprise as a whole and are not allocable to segments on a reasonable basis, are included under the head "Other".

p) Earnings Per Share

Basic earnings per share are calculated by dividing the net profit or loss for the period attributable to equity by the weighted average number of equity shares outstanding during the period.

For the purpose of calculating diluted earnings per share, the net profit or loss for the period attributable to equity shareholders and the weighted average number of shares outstanding during the period are adjusted for the effects of all dilutive potential equity shares.

q) Contingent liabilities

A contingent liability is a possible obligation that arises from past events whose existence will be confirmed by the occurrence or non-occurrence of one or more uncertain future events beyond the control of the company or a present obligation that is not recognized because it is not probable that an outflow of resources will be required to settle the obligation. A contingent liability also arises in extremely rare cases where there is a liability that cannot be recognized because it cannot be measured reliably. The company does not recognize a contingent liability but discloses its existence in the financial statements.

r) Cash and Cash equivalents

Cash and cash equivalents in the cash flow statement comprise cash at bank and in hand and short-term investments with an original maturity of three months or less.

s) Exceptions to retrospective application of other Ind AS**i) Estimates**

An entity's estimates in accordance with Ind AS at the date of transition to Ind AS shall be consistent with estimates made for the same date in accordance with Previous GAAP (after adjustments to reflect any difference in accounting policies), unless there is an objective evidence that those estimates were in error. The company has not made any changes to estimates made in accordance with Previous GAAP.

ii) Ind AS 109- Financial Instruments (Classification and measurement of financial asset)

Classification and measurement of financial assets shall be made on the basis of facts and circumstances that exist at the date of transition to Ind AS.

iii) Disclosure in respect of Indian Accounting Standard (Ind-AS)-101: First time adoption of Ind-AS

These are the company's first financial statement as per Ind-AS

The Company has adopted Ind AS with effect from 1 April 2016 with comparative being restated. According the impact of transition has been provided in opening Reserves as at 1 April 2016. The figure for the previous period have been restated, regrouped and reclassified whenever required to comply with the requirement of Ind AS and schedule III.

iv) Deemed cost for Property, Plant & Equipment (PPE):

Company has availed exemption under para D7AA of the Appendix D to Ind-AS 101 Which permits as first time adopter to continue with the carrying values for its PPE as at date of transition to Ind-AS measured as per previous GAAP.

v) The Company has elected to measure investment in subsidiaries at cost.

Sahara One Media and Entertainment Limited
Statement for change in equity for the year ended 31 March 2018

	Equity share capital	Share premium earnings	Retained Rs. ('000)	Total
Balance as at 1 April 2016	215,250.00	2,084,850.00	25719.37	2325819.37
Profit for the year		(22,882.80)	(22,882.80)	
Other Comprehensive Income			407.17	407.17
i. On account of fair valuation of quoted investment			1,449.90	1,449.90
ii. impact of re-measurement gains (losses) on defined benefit plans			(104.07)	(104.07)
Balance as at 31 March 2017	215,250.00	2,084,850.00	4,589.57	2,304,689.57
Profit for the year		(272,581.05)	(272,581.05)	
Other comprehensive income for the year (net of tax)			455.99	455.99
Balance as at 31 March 2018	215,250.00	2,084,850.00	(267,535.49)	2032564.51

As per our report of even date

For **D.S. Shukla & Co.**
Firm Registration No. 000773C
Chartered Accountants

A.K. Dwivedi
Partner
Membership No.78297
NCR/Delhi: May 29, 2018

For and on behalf of the Board of Directors of Sahara One Media and Entertainment Limited

O. P. Srivastava
Director
DIN- 00144000

P. C. Tripathy
Chief Financial Officer

Rana Zia
Whole Time Director
DIN - 07083262

Sukhmendra Kumar
Company Secretary

3. Property, plant and equipment

Rs. ('000)

	Buildings	Office equipment	Shooting equipment	Computers	Furniture and fixtures	Vehicles	Total
Cost or valuation							
At 1 April 2016	2,087.78	771.71	630.50	4,892.50	1,642.02	9,294.16	19,318.67
Additions	-	45.00	-	-	-	-	45.00
Disposals	-	-	-	-	-	-	-
At 31 March 2017	2,087.78	816.71	630.50	4,892.50	1,642.02	9,294.16	19,363.67
Additions	-	-	-	-	-	-	-
Disposals	-	-	-	-	-	-	-
At 31 March 2018	2,087.78	816.71	630.50	4,892.50	1,642.02	9,294.16	19,363.67
depreciation							
At 1 April 2016	450.33	394.60	598.98	4,647.88	1,557.03	7,798.47	15,447.29
Charge for the year	41.19	63.60	-	-	1.74	537.61	644.14
Disposals	-	-	-	-	-	-	-
At 31 March 2017	491.52	458.20	598.98	4,647.88	1,558.77	8,336.08	16,091.42
Charge for the year	41.19	64.69	-	-	1.23	537.61	644.71
Disposals	-	-	-	-	-	-	-
At 31 March 2018	532.71	522.88	598.98	4,647.88	1,559.99	8,873.69	16,736.13
Net Block							
At 31 March 2017	1,596.26	358.51	31.52	244.63	83.25	958.08	3,272.25
At 31 March 2018	1,555.07	293.83	31.52	244.63	82.03	420.47	2,627.54

4. Financial assets

Investments measured at cost in subsidiary company

Unquoted equity instruments

24,043,478 (31 March 2017: 6,000,000) shares of Rs. 10 each fully paid-up in Sahara Sanchar Limited

31 March 2018
Rs. (000)31 March 2017
Rs. (000)

1,018,539.99

186,465.00

Investments measured at fair value through other comprehensive income

Unquoted equity instruments

1,108,280 (31 March 2017: 1,108,280) shares of Rs. 10 each fully

17,167.74

16,921.65

paid - up in Sahara India Life Insurance Company Limited

3,750 (31 March 2017: 3,750) shares of Rs.10 each fully paid-up in Sahara Care Limited

32.17

33.13

Investments measured at fair value through profit and loss

Quoted mutual funds

each fully paid-up of Sahara liquid fund

26,690.05

25,234.44

Total investments

1,062,429.95

228,654.22

Current

26,690.05

25,234.44

Non-Current

1,035,739.90

203,419.78

1,062,429.95

228,654.22

Aggregate book value of quoted investments

26,690.05

25,234.44

Aggregate market value of quoted investments

26,690.05

25,234.44

Aggregate book value of unquoted investments

1,035,739.90

203,419.78

As per order of Hon'ble Supreme Court of India dated 21-11-2013, SEBI has attached/freezeed the above Non-current investments of Rs 11,120,300.

5. Other financial assets

	31 March 2018 Rs. (000)	31 March 2017 Rs. (000)
Unsecured, considered good		
Security deposit	613.55	1,458.00
Advances to related parties	871.23	7,177.48
Advance to employees	3,331.82	2,830.40
Deposits with original maturity for more than 3 months but less than 12 months	1,062.88	1,062.88
	5,879.48	12,528.76
Current	5,265.93	11,070.76
Non-Current	613.55	1,458.00
	5,879.48	12,528.76

6. Non-current tax assets

	31 March 2018 Rs. (000)	31 March 2017 Rs. (000)
Advance income-tax (net of provision for taxation)	40,927.21	131,230.65
	40,927.21	131,230.65

7. Inventories

	31 March 2018 Rs. (000)	31 March 2017 Rs. (000)
Inventories		
- Films rights	2,776.84	4,558.76
- Television programmes	-	5,054.15
Total inventories at the lower of cost and net realisable value	2,776.84	9,612.91

8. Trade receivables (current)

	31 March 2018 Rs. (000)	31 March 2017 Rs. (000)
Trade receivables		
Unsecured, considered good	181,558.51	717,566.63
Doubtful	110,804.51	60,502.22
	292,363.01	778,068.85
Allowance for bad and doubtful debts	(110,804.51)	(60,502.22)
	181,558.51	717,566.63

9. Cash and cash equivalents

	31 March 2018 Rs. (000)	31 March 2017 Rs. (000)
Cash on hand	427.73	243.87
Balance with banks		
- On current accounts	15,398.96	275,621.06
	15,826.69	275,864.93

10. Other current assets

	31 March 2018 Rs. (000)	31 March 2017 Rs. (000)
Prepaid expenses	284.86	129.82
Balances with government authorities (VAT, service tax etc)	293,287.27	384,585.48
Amount transferred to sahara-sebi account*	694,027.88	694,027.88
Advances recoverable in cash or kind		
Unsecured considered good	193,459.25	329,967.70
Doubtful	214,908.83	78,019.47
	408,368.08	407,987.17
Allowance for doubtful advances	(214,908.83)	(78,019.47)
	193,459.25	329,967.70
	1,181,059.27	1,408,710.88

*Hon'ble Supreme Court vide it's order dated 4th June, 2014 has directed to defreeze the Fixed Deposit account of the company subject to condition that total proceeds would be transferred to special account opened by the SEBI. Accordingly, the company has transferred an amount of Rs 694,027,883 to Sahara-SEBI Refund account. (refer note 30 for details)

11. Share capital

	No.	Amount Rs. (000)
(a) Authorised equity share capital		
Equity shares of INR 10 each issued and fully paid		
At 1 April 2016	21,525,000	215,250.00
Increase/(decrease) during the year	-	-
At 31 March 2017	21,525,000	215,250.00
Increase/(decrease) during the year	-	-
At 31 March 2018	21,525,000	215,250.00

(b) Terms/ rights attached to equity shares

The Company has only one class of equity shares having par value of Rs.10 per share. Each holder of equity shares is entitled to one vote per share.

During the year ended 31 March 2018, the amount of per share dividend recognized as distributions to equity shareholders was Nil (31 March 2017: Nil).

In the event of liquidation of the Company, the holders of equity shares will be entitled to receive remaining assets of the Company, after distribution of all preferential amounts. The distribution will be in proportion to the number of equity shares held by the shareholders.

(c) Issued equity capital

Equity shares of INR 10 each issued and fully paid		
At 1 April 2016	21,525,000	215,250.00
Increase/(decrease) during the year	-	-
At 31 March 2017	21,525,000	215,250.00
Increase/(decrease) during the year	-	-
At 31 March 2018	21,525,000	215,250.00

(d) Details of shareholders holding more than 5% shares in the company

Name of the shareholder	No. / % holding	No. / % holding
Equity shares of Rs.10 each fully paid		
Shri Subrata Roy Sahara	5200000 / 24.16	5200000 / 24.16
Sahara India Financial Corporation Limited	3076912 / 14.29	3076912 / 14.29
Sahara Prime City Limited	3261790 / 15.15	3261790 / 15.15
Bennett Coleman & Co. Limited	1100000 / 5.11	1100000 / 5.11

As per records of the company, including its register of shareholders/ members and other declarations received from shareholders regarding beneficial interest, the above shareholding represents both legal and beneficial ownerships of shares.

12. Other equity

	Share premium	Retained earnings	Total Rs. ('000)
Balance as at 1 April 2016	2,084,850.00	25,719.37	2,110,569.37
Profit for the year	-	(21,536.97)	(21,536.97)
Other comprehensive income for the year (net of tax)	-	407.17	407.17
Balance as at 31 March 2017	2,084,850.00	4,589.58	2,089,439.58
Profit for the year	-	(272,581.05)	(272,581.05)
Other comprehensive income for the year (net of tax)	-	455.99	455.99
Balance as at 31 March 2018	2,084,850.00	(267,535.49)	1,817,314.51

13. Net employee defined benefit liabilities

	31 March 2018 Rs. (000)	31 March 2017 Rs. (000)
Provision for employee benefits		
Provision for gratuity	948.09	864.57
Provision for leave benefits	91.42	221.42
Provision for gratuity of transferred employees	3,616.06	3,616.06
Provision for leave benefits of transferred employees	1,279.23	1,279.23
	5,934.80	5,981.28
Current	632.46	645.67
Non-Current	5,302.34	5,335.61
	5,934.80	5,981.28

14. Trade payables

	31 March 2018 Rs. (000)	31 March 2017 Rs. (000)
Trade payables	435,685.17	447,050.70
	435,685.17	447,050.70

15. Other payables

	31 March 2018 Rs. (000)	31 March 2017 Rs. (000)
Advance from customers	3,066.09	3,066.09
Others		
TDS payable	1,061.35	909.05
Expenses payable	14,773.57	14,564.32
	18,901.01	18,539.46

16. Provisions

	31 March 2018 Rs. (000)	31 March 2017 Rs. (000)
Provision for taxation (net of advance tax)	-	11,180.21
	-	11,180.21

17. Revenue from operations

	31 March 2018 Rs. (000)	31 March 2017 Rs. (000)
Television revenue	2,535.08	28,878.25
Motion picture revenue	480.52	-
	3,015.60	28,878.25

18. Other income

	31 March 2018 Rs. (000)	31 March 2017 Rs. (000)
Interest income on loan	490.96	100.97
Interest on income tax refund	25,807.65	-
Appreciation in value of investment	1,455.61	1,449.90
Credit balances written back	(0.00)	2,034.49

27,754.23**3,585.36****19. (Increase)/ decrease in inventories**

	31 March 2018 Rs. (000)	31 March 2017 Rs. (000)
Inventories at the end of the year		
Films	2,776.84	4,558.75
Television programmes	-	5,054.15
	2,776.84	9,612.90
Inventories at the beginning of the year		
Films	4,558.75	6,340.67
Television programmes	5,054.15	34,604.15
	9,612.90	40,944.82

20. Employee benefits expense

	31 March 2018 Rs. (000)	31 March 2017 Rs. (000)
Salaries, wages and bonus	2,826.66	3,111.90
Contribution to provident and other funds	422.22	198.39
Staff welfare expenses	31.62	81.23
	3,280.50	3,391.52

21. Finance costs

	31 March 2018 Rs. (000)	31 March 2017 Rs. (000)
Interest other	117.66	90.24
	117.66	90.24

22. Other expenses

	31 March 2018 Rs. (000)	31 March 2017 Rs. (000)
Power and fuel	27.37	46.02
Rent	1,571.90	2,476.00
Rates and taxes	354.07	622.38
Insurance	398.66	190.89
Repairs and maintenance - others	552.08	450.22
Advertising and sales promotion	232.33	264.75
Travelling and conveyance	866.36	988.22
Communication costs	841.67	977.97
Legal and professional fees	3,281.81	2,712.03
Directors' sitting fees	760.00	700.00
Payment to auditor (Refer details below)	532.45	535.69
Provision for doubtful advances	136,889.36	3,079.21
Provision for doubtful debts	50,302.28	2,624.06
Bad debts / advances written off	92,619.94	1,898.55
Foreign exchange loss	28.43	-
Bank charges	5.22	5.81
Miscellaneous expenses	3,208.02	970.98
	292,471.95	18,542.78

Payment to auditor

As auditor:
Audit fee
Limited Review
Auditors expenses

	31 March 2018 Rs. (000)	31 March 2017 Rs. (000)
	200.00	200.00
	300.00	300.00
	32.45	35.69
	532.45	535.69

23. Earnings per share (EPS)

The following reflects the profit and share data used in the basic and diluted EPS computations:

	31 March 2018 Rs. (000)	31 March 2017 Rs. (000)
Net profit/ (loss) for calculation of basic & diluted EPS	(272,125.06)	(21,129.82)
Weighted average number of equity shares in calculating basic & diluted EPS [nominal value of share Rs. 10 (31 March 2016: Rs. 10)]	21,525	21,525
Earnings per share (basic & diluted)	(12.64)	(0.98)

24. Gratuity and other post-employment benefit plans:

The Company has a defined benefit gratuity plan. Every employee who has completed five years or more of service gets a gratuity on departure at 15 days salary (last drawn salary) for each completed year of service.

The following tables summarize the components of net benefit expense recognized in the statement of profit and loss and amounts recognized in the balance sheet for the respective plans. The liability is not funded.

Statement of profit and loss

Net employee benefit expense recognized in the employee cost

	Gratuity		Leave Encashment	
	31 March 2018 Rs. ('000)	31 March 2017 Rs. ('000)	31 March 2018 Rs. ('000)	31 March 2017 Rs. ('000)
Current service cost	38.20	35.62	42.02	98.47
Interest cost on benefit obligation	67.00	58.80	17.16	18.62
Defined benefit cost included in P & L	105.20	94.42	59.18	117.09
Re-measurements - due to financial assumptions	(7.05)	14.70	(1.26)	6.40
Re-measurements - due to experience adjustments	(14.63)	52.05	(187.92)	(177.22)
Total re-measurements in OCI	(21.69)	66.75	(189.18)	(170.82)
Total defined benefit cost recognized in P&L and OCI	83.52	161.17	(130.00)	(53.73)

Current and non-current liability and asset

	Gratuity		Leave Encashment	
	31 March 2018 Rs. ('000)	31 March 2017 Rs. ('000)	31 March 2018 Rs. ('000)	31 March 2017 Rs. ('000)
Non-current assets	-	-	-	-
Current liabilities	594.85	554.00	37.62	91.67
Non-current obligation**	353.24	310.57	53.80	129.75

**The above liability pertains to continuing employees and liability of Rs. ('000) 3616.06 pertaining to transferred employees has been shown in note 13 under caption "provision for gratuity of transferred employees".

Changes in the present value of the defined benefit obligation are as follows:

	Gratuity		Leave Encashment	
	31 March 2018 Rs. ('000)	31 March 2017 Rs. ('000)	31 March 2018 Rs. ('000)	31 March 2017 Rs. ('000)
Opening defined benefit obligation	864.57	703.39	221.42	275.15
Interest cost	67.00	58.80	17.16	18.62
Current service cost	38.20	35.62	42.02	98.47
Re-measurements - due to financial assumptions	(7.05)	14.70	(1.26)	6.39
Re-measurements - due to experience adjustments	(14.63)	52.06	(187.92)	(177.21)
Closing defined benefit obligation	948.09	864.57	91.42	221.42

Changes in the fair value of plan assets are as follows:

	Gratuity		Leave Encashment	
	31 March 2018 Rs. ('000)	31 March 2017 Rs. ('000)	31 March 2018 Rs. ('000)	31 March 2017 Rs. ('000)
Opening fair value of plan assets	-	-	-	-
Expected return on plan assets	-	-	-	-
Contributions by employer	-	-	-	-
Benefits paid	-	-	-	-
Actuarial Gain on plan assets	-	-	-	-
Closing fair value of plan assets	-	-	-	-

The Best Estimate Contribution for the Company during the next year would be for gratuity Rs. ('000) 706.37 and for leave encashment Rs. ('000) 100.34

The principal assumptions used in determining gratuity obligations for the company's plans are shown below:

	Gratuity		Leave Encashment	
	31 March 2018 Rs. ('000)	31 March 2017 Rs. ('000)	31 March 2018 Rs. ('000)	31 March 2017 Rs. ('000)
Discount rate per annum compound (per annum)	7.75%	7.50%	7.75%	7.50%
Salary growth rate (per annum)	6.00%	6.00%	6.00%	6.00%
Expected rate of return on assets (per annum)	NA	NA	NA	NA

The estimates of future salary increases, considered in actuarial valuation, take account of inflation, seniority, promotion and other relevant factors, such as supply and demand in the employment market.

Discontinuance Liability

Amount payable upon discontinuance of all employment is for gratuity Rs. ('000) 993.64 and for leave encashment Rs. ('000) 99.37

25. Leases

Operating lease: company as lessee

The Company has entered into operating cancellable lease agreements for its office premises/ Go down for a period of 3-5 years. There are no clauses relating to renewal / escalation. There are no subleases. The lease rental charged during the year is as follows:

	31 March 2018 Rs. (000)	31 March 2017 Rs. (000)
Lease payments recognized in statement of profit and loss account for the year	1,571.90	2,476.00
	1,571.90	2,476.00

26. Segmental Information:

Business Segments:

The Company operating businesses are organized and managed separately according to the nature of services provided, with each segment representing a strategic business unit that serves different markets. The Company principal business is sale of television programmes and motion pictures production and distribution.

	Continuing Operations				Consolidated	
	Television Motion		Pictures		Total	
	2018	2017	2018	2017	2018	2017
	Rs.(000)	Rs.(000)	Rs.(000)	Rs.(000)	Rs.(000)	Rs.(000)
REVENUE						
External sales	2,535.08	28,878.25	480.52	-	3,015.60	28,878.25
Other income	-	-	-	-	-	-
Inter-segment sales	-	-	-	-	-	-
Total revenue	2,535.08	28,878.25	480.52	-	3,015.60	28,878.25
RESULT						
Segment result	(54,603.26)	(8,156.93)	(1,36,408.84)	-	(1,91,012.10)	(8,156.93)
Unallocated expenses					(1,09,205.07)	(16,875.17)
Operating profit/ (loss)					(3,00,217.17)	(25,032.10)
Finance costs					(117.66)	(90.24)
Other income including finance income					27,754.23	3,585.37
Exceptional Items					-	-
Profit before tax					(2,72,580.61)	(21,536.97)
Income taxes					-	-
Net profit					(2,72,580.61)	(21,536.97)
Other comprehensive income for the year					455.99	407.17
Total comprehensive income for the year					(2,72,124.62)	(21,129.80)
Segment assets	1,82,512.55	7,25,356.74	1,93,635.41	3,30,438.15	3,76,147.96	10,55,794.89
Unallocated corporate assets					21,16,937.53	17,31,646.34
Total assets					24,93,085.49	27,87,441.22
Segment liabilities	(4,16,611.52)	(4,19,111.52)	(16,109.50)	(25,022.88)	(4,32,721.02)	(4,44,134.40)
Unallocated corporate liabilities					(27,799.94)	(38,617.25)
Total liabilities					(4,60,520.97)	(4,82,751.65)
Other segment information						
Capital expenditures :						
Tangible assets						45.00
Depreciation	-	-	-	-	644.71	644.14
Other non-cash expenses	-	-	-	-	2,79,811.58	7,601.82

Geographical Segments - The Company operates in one geographical segment, i.e. India.

27. Related party disclosures

Related parties with whom transactions have taken place during the year

Related parties where control exists irrespective of whether transactions have occurred or not :- Major shareholders having control over the company	Shri Subrata Roy Sahara Shri Joy Broto Roy Smt Swapna Roy
Enterprises owned or significantly influenced by major shareholders, key management personnel or their relatives	Aamby Valley Ltd. Sahara Global Mastercraft Ltd. Sahara Hospitality Ltd. Sahara India Commercial Corporation Ltd. Sahara India Mass Communication, partnership firm Sahara India Tourism Development Corporation Ltd. Sahara India, partnership firm Sahara Infrastructure & Housing Ltd. Sahara Prime City Limited Sahara Sanchar Ltd. Sahara India Financial Corporation Limited
Key Management Personnel	Smt. Rana Zia, Wholetime Director (From 14.11.2015) Shri P C Tripathy, Chief Finance Officer (From 14.02.2016) Shri Sukhmendra Kumar, Company Secretary (From 14.11.2015)

Related party transactions

The following table provides the total amount of transactions that have been entered into with related parties for the relevant financial year:

A. Transaction during the year

		31 March 2018	31 March 2017
Sahara India Commercial Corporation Ltd.	Interest received	490.96	100.97
Sahara Infrastructure & Housing Ltd.	Other expenses	-	157.12
Sahara India Commercial Corporation Ltd.	Loan given	-	6,500.00
Sahara India Commercial Corporation Ltd.	Loan repaid/adjusted	6,500.00	-
Sahara India Commercial Corporation Ltd.	Equity shares purchased of Sahara Sanchaar Ltd.	8,32,075.00	-
Sahara India Financial Corp. Ltd	Advance given	350.00	-
Sahara Sanchar Ltd.	Amount repaid	44.11	-
Sahara Prime City Limited	Amount repaid	281.52	-

B. Loans and advances

	31 March 2018	31 March 2017
Aamby Valley Ltd.	8.03	8.03
Sahara Hospitality Ltd.	3.40	3.40
Sahara Global Mastercraft Ltd.	2.40	2.40
Sahara India Tourism Development Corporation Ltd.	20.28	20.28
Sahara India Commercial Corporation Ltd.	-	6,600.97
Sahara India	-	55.27
Sahara India Financial Corp. Ltd	837.12	487.12

C. Trade payables

	31 March 2018	31 March 2017
Sahara Prime City Limited	-	281.52
Sahara Infrastructure & Housing Ltd.	1,957.57	1,957.57
Sahara India 522.45	-	
Sahara Sanchar Ltd.	-	44.11
Sahara India Mass Communication	357.18	357.18

D. Remuneration to key managerial personnel

	31 March 2018	31 March 2017
Smt. Rana Zia	1080.62	-
Shri Sukhmendra Kumar	573.92	-
Shri P. C. Tripathy	760.37	774.32

The remuneration to the key managerial personnel does not include the provisions made for gratuity and leave benefits, as they are determined on an actuarial basis for the Company as a whole.

28. Capital and other commitments

Estimated amount of contracts remaining to be executed on capital account and not provided for, are Rs. Nil (31 March 2017: Rs. Nil)

29. Contingent liabilities

	31 March 2018	31 March 2017
a) Income Tax in respect of Assessment Years 2000-01 to 2012-13 in respect of which the Company has gone on appeal. Based on judicial pronouncements, the Company's claim is likely to be accepted by the appellate authorities.	481,965.53	479,460.29
b) Custom case pending at appellate authorities in respect of financial year 2008-09.	445.00	445.00

The Company is contesting the demands and the management, including its tax advisors, believe that its position will likely be upheld in the appellate process. No tax expense has been accrued in the financial statements for the tax demand raised. The management believes that the ultimate outcome of this proceeding will not have a material adverse effect on the company's financial position and results of operations.

In the Opinion of the Board of Directors, any of the assets other than fixed assets and non-current investments are approximately of the value stated if realized in the ordinary course of the business. The provisions for all known liabilities have adequately been made and are not in excess of the amounts reasonably necessary. There is no contingent liability other than those stated above.

30. In the matter of dispute in respect of repayment of Optionally Fully Convertible Debentures (OFCDs) by two group companies, namely M/s Sahara India Real Corporation Limited & Sahara Housing Investment Corporation Limited, the Hon'ble Supreme Court of India vide its order dated 21-11-2013 had directed that Sahara Group of Companies shall not part with movable and immovable properties and accordingly Security and Exchange Board of India (SEBI) has seized the company's fixed deposit and Non-current investment. Subsequent to this, Hon'ble Supreme Court vide its order dated 4th June, 2014 has directed to defreeze the fixed deposit account of the company subject to condition that total proceeds would be transferred to special account opened by the SEBI. Accordingly, the company has transferred an amount of Rs. ('000) 694,027.88 to Sahara-SEBI refund account. However, the company's management strongly believes that the money deposited is recoverable and will be received back along with interest, as the amount in Sahara - SEBI refund account is in the shape of fixed deposit. However, the company has not accrued any interest on this amount.

31. Unhedged foreign currency exposure

Particulars of unhedged foreign currency exposure as at the reporting date

Particulars	Amount
Advance from customers	USD 41,203 (31 March 2017: USD 41,203)
	Rs. ('000) 2,578.93 (31 March 2017: Rs. ('000) 2,578.93)

32. Details of dues to micro and small enterprises as defined under the Micro, Small and Medium Enterprises(MSMED) Act, 2006

As per the information available with the Company, no amounts are due to Micro, Small and Medium Enterprises as per MSMED Act, 2006 as at 31 March 2018. (31 March 2017: Nil)

33.Deferred tax assets on accumulated losses have not been recognised as there is no virtual certainty of sufficient taxable income in future.

34. a) Expenditure in foreign currency (accrual basis) - Nil

b) Earnings in foreign currency (accrual basis)

	31 March 2018	31 March 2017
	Rs.	Rs.
Revenue from operations - sale of content	2,535.08	38,78.25
	2,535.08	38,78.25

35 Reconciliation statement of changes in equity

Particulars	'Previous GAAP	'Impact of transition to Ind AS	'Ind AS
Retained Earning			
Balance as at 1 April 2016	18,658.16	-	25,719.38
i. On account of fair valuation of quoted investment		1,529.84	
ii. On account of fair valuation of unquoted investment		5,531.38	
Adjusted balance as on 01-04-2016	18,658.16	7,061.22	25,719.38
Profit/(Loss) for the year	(22,882.80)		(21,536.97)
Other Comprehensive Income		407.17	407.17
i. On account of fair valuation of quoted investment		1,449.90	
ii. impact of re-measurement gains (losses) on defined benefit plans		(104.07)	
Adjusted balance as on 31st March 2017	(4,224.64)	8,814.22	4,589.57

36 First time adoption of Ind AS

a) Explanation of transition to Ind AS

These are the Company's first financial statements prepared in accordance with Ind AS.

The accounting policies have been applied consistently in preparing the financial statements for the year ended 31 March 2018, the comparative information presented in these financial statements for the year ended 31 March 2017 and in the preparation of an opening Ind AS balance sheet at 1 April 2016 (the Company's date of transition). An explanation of how the transition from financial statements prepared in accordance with accounting standards notified under the Section 133 of the Act, read together with paragraph 7 of the Companies (Accounts) Rules, 2014 (Previous GAAP) to Ind AS has affected the Company's financial position, financial performance and cash flows is set-out in the following tables and notes:

37First time Ind AS reconciliation

i) Effect reconciliation of balance sheet as at 31 March 2017 and 1 April 2016

Note		As at 31 March 2018		As at '31 March 2017		As at '01 April 2016	
	No.	Ind AS	Previous GAAP (Refer Note A below)	Impact of transition to Ind AS (Refer Note B below)	Ind AS	Previous GAAP (Refer Note A below)	Impact of transition to Ind AS (Refer Note B below)
ASSETS							
(1) Non-current assets							
(a) Property, plant and equipment	3	2,627.54	3,272.26	-	3,272.26	3,871.39	-
(b) Financial assets							
(i) Investments	4	1,035,739.90	197,585.30	(5,834.49)	203,419.79	197,120.30	(5,531.38)
(ii) Other financial assets	5	613.55	1,458.00	-	1,458.00	1,458.00	-
(c) Current tax assets (net)	6	40,927.21	131,230.65	-	131,230.65	131,028.15	-
Total non-current assets		1,079,908.20	333,546.21	(5,834.49)	339,380.70	333,477.84	(5,531.38)
(2) Current assets							
(a) Inventories	7	2,776.84	9,612.90	-	9,612.90	40,944.82	-
(b) Financial assets							
(i) Investments	4	26,690.05	22,254.71	(2,979.73)	25,234.44	22,254.71	(1,529.84)
(ii) Other financial assets	5	5,265.93	11,070.75	-	11,070.75	4,878.24	-
(iii) Trade receivables	8	181,558.51	717,566.63	-	717,566.63	733,595.98	-
(iv) Cash and cash equivalents	9	15,826.69	275,864.93	-	275,864.93	8,518.42	-
(c) Other current assets	10	1,181,059.27	1,408,710.87	-	1,408,710.87	1,664,093.33	-
Total current assets		1,413,177.29	2,445,080.80	(2,979.73)	2,448,060.52	2,474,285.49	(1,529.84)
TOTAL ASSETS		2,493,085.49	2,778,627.01	(8,814.22)	2,787,441.22	2,807,763.33	(7,061.22)
EQUITY AND LIABILITIES							
Equity							
(a) Equity share capital	11	215,250.00	215,250.00	-	215,250.00	215,250.00	-
(b) Other equity							
(i) Share premium	12	2,084,850.00	2,084,850.00	-	2,084,850.00	2,084,850.00	-
(ii) Retained earnings		(267,535.49)	(4,224.64)	(8,814.22)	4,589.57	18,658.16	(7,061.22)
Total equity		2,032,564.51	2,295,875.36	(8,814.22)	2,304,689.57	2,318,758.16	(7,061.22)
Liabilities							
(1) Non-current liabilities							
(a) Net employee defined benefit liabilities	13	5,302.34	5,335.61	-	5,335.61	3,871.39	-
Total non-current liabilities		5,302.34	5,335.61	-	5,335.61	3,871.39	-
(2) Current liabilities							
(a) Financial liabilities							
(i) Trade payables	14	435,685.17	447,050.70	-	447,050.70	454,087.02	-
(ii) Other payables	15	18,901.01	18,539.46	-	18,539.46	19,828.70	-
(b) Liabilities for current taxes (net)	16	-	11,180.21	-	11,180.21	11,180.21	-
(c) Net employee defined benefit liabilities	13	632.46	645.67	-	645.67	37.85	-
Total current liabilities		455,218.64	477,416.04	-	477,416.04	485,133.78	-
Total liabilities		460,520.98	482,751.65	-	482,751.65	489,005.18	-
TOTAL EQUITY AND LIABILITIES		2,493,085.49	2,778,627.01	(8,814.22)	2,787,441.22	2,807,763.34	(7,061.22)
							2,814,824.55

A) The previous GAAP figures have been reclassified to confirm to Ind As presentation requirement for the purpose of this note.

B) This column include the impact on account of change with respect to transition to Ind AS for the first time.^{“”}

ii) Reconciliation of total comprehensive income for the year ended 31 March 2017.

Note		As at 31 March 2018		As at '31 March 2017	
	No.	Ind AS	Previous GAAP (Refer Note A below)	Impact of transition to Ind AS (Refer Note B below)	Ind AS
Revenue					
Revenue from operations	17	3,015.60	28,878.25	-	28,878.25
Other income	18	27,754.22	2,135.47	(1,449.90)	3,585.37
Total income		30,769.83	31,013.72	(1,449.90)	32,463.62
Expenses					
(Increase)/ decrease in inventories	19	6,836.06	31,331.91	-	31,331.91
Employee benefits expense	20	3,280.50	3,287.45	(104.07)	3,391.52
Depreciation and amortization expense	3	644.71	644.14	-	644.14
Finance costs	21	117.66	90.24	-	90.24
Other expenses	22	292,471.95	18,542.78	-	18,542.78
Total expenses		303,350.88	53,896.52	(104.07)	54,000.59
Profit/(loss) before and tax		(272,581.05)	(22,882.80)	(1,345.83)	(21,536.97)
Tax expenses					
Current tax		-	-	-	-
Deferred tax		-	-	-	-
Total tax expense		-	-	-	-
Net profit/(loss) for the year		(272,581.05)	(22,882.80)	(1,345.83)	(21,536.97)
Other comprehensive income					
Items that will not be reclassified to					
Statement of Profit and Loss					
Re-measurement gains (losses) on defined benefit plans		210.86	-	(104.07)	104.07
Gain (loss) on equity instruments		245.13	-	(303.11)	303.11
Income tax effect		-	-	-	-
Other comprehensive income for the year		455.99	-	(407.17)	407.17
Total comprehensive income for the year		(272,125.06)	(22,882.80)	(1,753.00)	(21,129.80)

38. Previous year's figures have been regrouped where necessary to conform to this year's classification.

For and on behalf of the Board of Directors of Sahara One Media and Entertainment Limited

For **D.S. Shukla & Co.**
Firm Registration No. 000773C
Chartered Accountants

O. P. Srivastava
Director
DIN- 00144000

Rana Zia
Whole Time Director
DIN - 07083262

A.K. Dwivedi
Partner
Membership No.78297
NCR/Delhi: May 29, 2018

P. C. Tripathy
Chief Financial Officer

Sukhmendra Kumar
Company Secretary

TO THE MEMBERS OF SAHARA ONE MEDIA AND ENTERTAINMENT LIMITED

Report on the Consolidated Financial Statements

We have audited the accompanying Consolidated Financial Statements of Sahara One Media And Entertainment Limited (hereinafter referred to as "the Holding Company") and its subsidiary (the Holding Company and its subsidiary together referred to as "the Group"), comprising of the Consolidated Balance Sheet as at March 31, 2018, the Consolidated Statement of Profit and Loss (including Other Comprehensive Income), the Consolidated Cash Flow Statement, the Consolidated Statement of Changes in Equity for the year then ended, and a summary of significant accounting policies and other explanatory information (hereinafter referred to as "the Consolidated Financial Statements").

Management's Responsibility for the Consolidated Financial Statements

The Holding Company's Board of Directors is responsible for the preparation of these Consolidated Financial Statements in terms of the requirement of the Companies Act, 2013 ("the Act") that give a true and fair view of the Consolidated Financial Position, Consolidated Financial Performance (including Other Comprehensive Income), Consolidated Cash Flow Statement and Consolidated Statement of Changes in Equity of the Group in accordance with accounting principles generally accepted in India, including the Accounting Standards specified under Section 133 of the Act, read with the Companies (Indian Accounting Standard) Rules, 2015, as amended.

The respective Board of Directors of the companies included in the Group are responsible for maintenance of adequate accounting records in accordance with the provisions of the Act for safeguarding of the assets of the Group for preventing and detecting frauds and other irregularities; the selection and application of appropriate accounting policies; making judgments and estimates that are reasonable and prudent; and the design, implementation and maintenance of adequate internal financial controls, that were operating effectively for ensuring the accuracy and completeness of the accounting records, relevant to the preparation and presentation of the Consolidated Financial Statements that give a true and fair view and are free from material misstatement, whether due to fraud or error, which have been used for the purpose of preparation of the Consolidated Financial Statements by the Board of Directors of the Holding Company, as aforesaid.

Auditor's Responsibility

Our responsibility is to express an opinion on these Consolidated Financial Statements based on our audit. While conducting the audit, we have taken into account the provisions of the Act, the accounting and auditing standards and matters which are required to be included in the audit report under the provisions of the Act and the Rules made thereunder. We conducted our audit in accordance with the Standards on Auditing, issued by the Institute of Chartered Accountants of India, as specified under Section 143(10) of the Act. Those Standards require that we comply with ethical requirements and plan and perform the audit to obtain reasonable assurance about whether the Consolidated Financial Statements are free from material misstatement.

An audit involves performing procedures to obtain audit evidence about the amounts and disclosures in the Consolidated Financial Statements. The procedures selected depend on the auditor's judgment, including the assessment of the risks of material misstatement of the Consolidated Financial Statements, whether due to fraud or error. In making those risk assessments, the auditor considers internal financial control relevant to the Holding Company's preparation of the Consolidated Financial Statements that give a true and fair view in order to design audit procedures that are appropriate in the circumstances. An audit also includes evaluating the appropriateness of accounting policies used and the reasonableness of the accounting estimates made by the Holding Company's Board of Directors, as well as evaluating the overall presentation of the Consolidated Financial Statements. We believe that the audit evidence obtained by us and the audit evidence obtained by the other auditors in terms of their reports referred to in sub-paragraph (b)(2) of the Other Matters paragraph below, is sufficient and appropriate to provide a basis for our audit opinion on the Consolidated Financial Statements.

Opinion

In our opinion and to the best of our information and according to the explanations given to us and based on the consideration of reports of other auditor on separate financial statements and on the other financial information of the subsidiary, the aforesaid Consolidated Financial Statements give the information required by the Act in the manner so required and give a true and fair view in conformity with the accounting principles generally accepted in India of the Consolidated State of Affairs of the Group as at March 31, 2018, their Consolidated Loss (including Other Comprehensive Income), their Consolidated Cash Flows and Consolidated Statement of Changes in Equity for the year ended on that date.

Other Matters

- a) We did not audit the financial statements and other financial information, in respect of subsidiary whose financial statements include net assets of Rupees 11,02,248.63 Thousand as at March 31, 2018, total revenues of Rupees 141,045.16 Thousand and net cash inflow of Rupees 2,934.15 Thousand for the year ended on that date. This financial statement and other financial information has been audited by other auditor, whose financial statements, other financial information and auditor's reports have been furnished to us by the management. Our opinion on the Consolidated Financial Statements, in so far as it relates to the amounts and disclosures included in respect of this subsidiary, and our report in terms of sub-sections (3) of Section 143 of the Act, in so far as it relates to the aforesaid subsidiary is based solely on the reports of such other auditor.
- b) Attention is invited to note 36 to the financial statement regarding no comparative financial information of the Group for the year ended March 31, 2017 because, it is first occasion that group is required to prepare consolidated financial statement.

Our opinion on the Consolidated Financial Statements, and our report on Other Legal and Regulatory Requirements above, is not modified in respect of the above matters with respect to our reliance on the work done and the report of the other auditor and the financial statements.

Report on Other Legal and Regulatory Requirements

As required by Section 143 (3) of the Act, based on our audit and on the consideration of report of the other auditors on separate financial statements and the other financial information of subsidiary, as referred in the 'Other Matters' paragraph, we report, to the extent applicable, that:

- a) We have sought and obtained all the information and explanations which to the best of our knowledge and belief were necessary for the purpose of our audit of the aforesaid Consolidated Financial Statements;
- b) In our opinion, proper books of account as required by law relating to preparation of the aforesaid Consolidated Financial Statements have been kept so far as it appears from our examination of those books and reports of the other auditors;
- c) The Consolidated Balance Sheet, Consolidated Statement of Profit and Loss (including the Statement of Other Comprehensive Income), the Consolidated Cash Flow Statement and Consolidated Statement of Changes in Equity dealt with by this Report are in agreement with the books of account maintained for the purpose of preparation of the Consolidated Financial Statements;
- d) In our opinion, the aforesaid Consolidated Financial Statements comply with the Accounting Standards specified under Section 133 of the Act, read with Companies (Indian Accounting Standard) Rules, 2015, as amended;
- e) On the basis of the written representations received from the directors of the Holding Company as on March 31, 2018 taken on record by the Board of Directors of the Holding Company and the reports of the statutory auditor who are appointed under Section 139 of the Act, of its subsidiary, none of the directors of the Group's company incorporated in India is disqualified as on March 31, 2018 from being appointed as a director in terms of Section 164 (2) of the Act.
- f) With respect to the adequacy and the operating effectiveness of the internal financial controls over financial reporting of the Holding Company and its subsidiary incorporated in India, refer to our separate report in "Annexure A" to this report;

- g) With respect to the other matters to be included in the Auditor's Report in accordance with Rule 11 of the Companies (Audit and Auditors) Rules, 2014, in our opinion and to the best of our information and according to the explanations given to us and based on the consideration of the report of the other auditor on separate financial statements as also the other financial information of the subsidiary, as noted in the 'Other Matters' paragraph:
- i. The Consolidated Financial Statements disclose the impact of pending litigations on its Consolidated Financial Position of the Group- Refer Note 30 to the Consolidated Financial statements;
 - ii. Provision has been made in the Consolidated Financial Statements, as required under the applicable law or accounting standards, for material foreseeable losses, if any, on long-term contracts including derivative contracts;
 - iii. There are no amounts, required to be transferred, to the Investor Education and Protection Fund by the Holding Company and its subsidiary incorporated in India during the year ended March 31, 2018.

For D. S. Shukla & Co.

Chartered Accountants

(Firm Registration No. 000773C)

Delhi-NCR, 29 May 2018

(A. K. Dwivedi)

Partner

Membership No. 078297

ANNEXURE "A"

To the Independent Auditor's Report on the Consolidated Financial Statements of Sahara One Media And Entertainment Limited

Report on the Internal Financial Controls under Clause (i) of Sub-section 3 of Section 143 of the Companies Act, 2013 ("the Act")

In conjunction with our audit of the Consolidated Financial Statements of Sahara One Media And Entertainment Limited as of and for the year ended March 31, 2018, we have audited the internal financial controls over financial reporting of Sahara One Media And Entertainment Limited (hereinafter referred to as the "Holding Company") and its subsidiary company incorporated in India, as of that date.

Management's Responsibility for Internal Financial Controls

The respective Board of Directors of the Holding Company and its subsidiary company incorporated in India are responsible for establishing and maintaining internal financial controls based on the internal control over financial reporting criteria established by the Holding Company considering the essential components of internal control stated in the Guidance Note on Audit of Internal Financial Controls over Financial Reporting issued by the Institute of Chartered Accountants of India. These responsibilities include the design, implementation and maintenance of adequate internal financial controls that were operating effectively for ensuring the orderly and efficient conduct of its business, including adherence to the respective company's policies, the safeguarding of its assets, the prevention and detection of frauds and errors, the accuracy and completeness of the accounting records, and the timely preparation of reliable financial information, as required under the Act.

Auditor's Responsibility

Our responsibility is to express an opinion on the Holding Company and its subsidiary company incorporated in India, internal financial controls over financial reporting based on our audit. We conducted our audit in accordance with the Guidance Note on Audit of Internal Financial Controls Over Financial Reporting (the "Guidance Note") and the Standards on Auditing as specified under Section 143(10) of the Companies Act, 2013, to the extent applicable to an audit of internal financial controls, both issued by Institute of Chartered Accountants of India. Those Standards and the Guidance Note require that we comply with ethical requirements and plan and perform the audit to obtain reasonable assurance about whether adequate internal financial controls over financial reporting was established and maintained and if such controls operated effectively in all material respects.

Our audit involves performing procedures to obtain audit evidence about the adequacy of the internal financial controls system over financial reporting and their operating effectiveness. Our audit of internal financial controls over financial reporting included obtaining an understanding of internal financial controls over financial reporting, assessing the risk that a material weakness exists, and testing and evaluating the design and operating effectiveness of internal control based on the assessed risk. The procedures selected depend on the auditor's judgement, including the assessment of the risks of material misstatement of the financial statements, whether due to fraud or error.

We believe that the audit evidence we have obtained and the audit evidence obtained by the other auditors in terms of their reports referred to in the Other Matters paragraph below, is sufficient and appropriate to provide a basis for our audit opinion on the internal financial controls system over financial reporting.

Meaning of Internal Financial Controls Over Financial Reporting

A company's internal financial control over financial reporting is a process designed to provide reasonable assurance regarding the reliability of financial reporting and the preparation of financial statements for external purposes in accordance with generally accepted accounting principles. A company's internal financial control over financial reporting includes those policies and procedures that (1) pertain to the maintenance of records that, in reasonable detail, accurately and fairly reflect the transactions and dispositions of the assets of the company; (2) provide reasonable assurance that transactions are recorded as necessary to permit preparation of financial statements in accordance with generally accepted accounting principles, and that receipts and expenditures of the company are being made only in accordance with authorisations of management and directors of the company; and (3) provide reasonable assurance regarding prevention or timely detection of unauthorised acquisition, use, or disposition of the company's assets that could have a material effect on the financial statements.

Inherent Limitations of Internal Financial Controls Over Financial Reporting

Because of the inherent limitations of internal financial controls over financial reporting, including the possibility of collusion or improper management override of controls, material misstatements due to error or fraud may occur and not be detected. Also, projections of any evaluation of the internal financial controls over financial reporting to future periods are subject to the risk that the internal financial control over financial reporting may become inadequate because of changes in conditions, or that the degree of compliance with the policies or procedures may deteriorate.

Opinion

In our opinion, to the best of our information and according to the explanations given to us and based on the consideration of reports of other auditors, as referred to in Other Matters paragraph, the Holding Company and its subsidiary company incorporated in India, have, maintained in all material respects, an adequate internal financial controls system over financial reporting and such internal financial controls over financial reporting were operating effectively as at March 31, 2018, based on the internal control over financial reporting criteria established by the Holding Company considering the essential components of internal control stated in the Guidance Note on Audit of Internal Financial Controls Over Financial Reporting issued by the Institute of Chartered Accountants of India.

Other Matters

Our report under Section 143(3)(i) of the Act on the adequacy and operating effectiveness of the internal financial controls over financial reporting of the Holding Company, in so far as it relates to separate financial statements of one subsidiary company incorporated in India, is based on the corresponding reports of the auditor of such subsidiary company incorporated in India.

For D. S. Shukla & Co.

Chartered Accountants

(Firm Registration No. 000773C)

Delhi-NCR, 29 May 2018

(A. K. Dwivedi)

Partner

Membership No. 078297

Sahara One Media and Entertainment Limited

Consolidated balance sheet as at 31 March 2018

	Notes	31 March 2018 Rs. (000)
ASSETS		
(1) Non-current assets		
(a) Property, plant and equipment	3	350,644.10
(b) Goodwill		419,011.26
(c) Financial assets		
(i) Investments	4	17,200.00
(ii) Other financial assets	5	9,562.80
(d) Non-current tax assets (net)	6	53,287.19
Total non-current assets		849,705.35
(2) Current assets		
(a) Inventories	7	2,776.84
(b) Financial assets		
(i) Investments	4	26,690.05
(ii) Other financial assets	5	8,545.49
(iii) Trade receivables	8	1,008,394.14
(iv) Cash and cash equivalents	9	20,355.96
(c) Other current assets	10	1,201,166.91
Total current assets		2,267,929.39
TOTAL ASSETS		3,117,634.74
EQUITY AND LIABILITIES		
Equity		
(a) Equity share capital	11	215,250.00
(b) Other equity		
(i) Share premium	12	2,084,850.00
(ii) Retained earnings	12	(269,976.48)
(c) Non Controlling Interest		505,160.88
Total equity		2,535,284.40
Liabilities		
(1) Non-current liabilities		
(a) Net employee defined benefit liabilities	13	5,800.27
(b) Deferred tax liabilities	14	2,696.81
Total non-current liabilities		8,497.08
(2) Current liabilities		
(a) Financial liabilities		
(i) Trade payables	15	535,949.66
(ii) Other payables	16	37,256.27
(b) Liabilities for current taxes (net)	17	-
(c) Net employee defined benefit liabilities	13	647.31
Total current liabilities		573,853.24
Total liabilities		582,350.32
TOTAL EQUITY AND LIABILITIES		3,117,634.72

The accompanying notes are an integral part of the financial statements.

As per our report of even date

For **D.S. Shukla & Co.**
Firm Registration No. 000773C
Chartered Accountants

A.K. Dwivedi
Partner
Membership No.78297
NCR/Delhi: May 29, 2018

For and on behalf of the Board of Directors of Sahara One Media and Entertainment Limited

O. P. Srivastava
Director
DIN- 00144000

P. C. Tripathy
Chief Financial Officer

Rana Zia
Whole Time Director
DIN - 07083262

Sukhmendra Kumar
Company Secretary

Sahara One Media and Entertainment Limited

Consolidated statement of profit and loss for the year ended 31 March 2018

	Notes	31 March 2018 Rs. (000)
Revenue		
Revenue from operations	18	121,980.60
Other income	19	49,834.38
Total income		171,814.98
Expenses		
(Increase)/ decrease in inventories	20	6,836.06
Employee benefits expense	21	5,429.84
Depreciation and amortization expense	3	108,280.45
Finance costs	22	695.30
Other expenses	23	351,342.38
Total expenses		472,584.03
Profit/(loss) before and tax		(300,769.05)
Tax expenses		
Current tax		-
Deferred tax		(23,475.85)
Total tax expense		(23,475.85)
Net profit/(loss) for the year		(277,293.20)
Other comprehensive income		
Items that will not be reclassified to Statement of Profit and Loss		
Re-measurement gains (losses) on defined benefit plans		417.47
Gain (loss) on equity instruments		245.13
Income tax effect		-
Other comprehensive income for the year		662.60
Total comprehensive income for the year		(276,630.60)
Net profit/(loss) for the year attributable to:		
Equity holders of the parent		(275,133.98)
Non-controlling interests		(2,159.22)
Other comprehensive income for the year attributable to:		
Equity holders of the parent		567.93
Non-controlling interests		94.67
Total comprehensive income for the year attributable to:		
Equity holders of the parent		(274,566.05)
Non-controlling interests		(2,064.55)
Earnings per equity share		
Basic and diluted earning per share		(12.76)

The accompanying notes are an integral part of the financial statements.

As per our report of even date

For and on behalf of the Board of Directors of Sahara One Media and Entertainment Limited

For **D.S. Shukla & Co.**
Firm Registration No. 000773C
Chartered Accountants

O. P. Srivastava
Director
DIN- 00144000

Rana Zia
Whole Time Director
DIN - 07083262

A.K. Dwivedi
Partner
Membership No.78297
NCR/Delhi: May 29, 2018

P. C. Tripathy
Chief Financial Officer

Sukhmendra Kumar
Company Secretary

Sahara One Media and Entertainment Limited

Consolidated cash flow statement for the year ended March 31, 2018

Cash flow from operating activities

Net profit before tax

Non-cash adjustment to reconcile profit before tax to net cash flows

Depreciation

Provision for doubtful debts

Provision for doubtful advances

Bad debts / advances written off

Credit balances written back

Interest income

Dividend income

Operating profit before working capital changes

Movements in working capital :

Increase/ (decrease) in trade payables

Increase / (decrease) in Net employee defined benefit liabilities

Increase/ (decrease) in Other payables

Increase/ (decrease) in Non-current liabilities

Decrease / (increase) in Other non-current financial assets

Decrease / (increase) in Other current assets

Decrease / (increase) in trade receivables

Decrease / (increase) in inventories

Decrease / (increase) in Other current financial assets

Cash generated from / (used in) operations

Direct taxes paid (net of refunds)

Net cash flow from/ (used in) operating activities (A)

Cash flows from investing activities

Purchase of fixed assets

Appreciation in value of investment

Purchase of non-current investment

Dividend received

Net cash flow from/ (used in) investing activities (B)

Cash flows from financing activities

Interest Income

Interest paid

Net cash flow from/ (used in) in financing activities (C)

Net increase in cash and cash equivalents (A + B + C)

Cash and cash equivalents at the beginning of the year

Cash and cash equivalents at the end of the year

Components of cash and cash equivalents

Cash on hand

With banks -

on current account

on deposit account

Total cash and cash equivalents

Summary of significant accounting policies

31 March 2018
Rs. (000)

(274,566.05)

108,280.45

50,302.28

136,960.04

102,979.40

0.00

(46,905.95)

(490.96)

76,559.20

88,898.97

1.64

18,716.81

464.66

(8,104.80)

207,543.97

(341,129.79)

6,836.07

(237,414.17)

(187,627.45)

69,460.06

(118,167.40)

-

(1,700.79)

(183,037.69)

490.96

(184,247.53)

46,905.95

-

46,905.95

(255,508.97)

275,864.93

20,355.96

475.77

19,880.19

-

20,355.96

2.1

As per our report of even date

For and on behalf of the Board of Directors of Sahara One Media and Entertainment Limited

For **D.S. Shukla & Co.**
Firm Registration No. 000773C
Chartered Accountants

O. P. Srivastava
Director
DIN- 00144000

Rana Zia
Whole Time Director
DIN - 07083262

A.K. Dwivedi
Partner
Membership No.78297
NCR/Delhi: May 29, 2018

P. C. Tripathy
Chief Financial Officer

Sukhmendra Kumar
Company Secretary

Sahara One Media and Entertainment Limited

Notes to consolidated financial statements for the year ended 31 March 2018

1. Corporate information

Sahara One Media And Entertainment Limited is a public company domiciled in India and incorporated under the provisions of the Companies Act, 1956. The company is a television content provider and also produces and distributes films.

2. Basis of preparation and presentation

The financial statements have been prepared on the historical cost basis except for following assets and liabilities which have been measured at fair value amount:

- i) Certain financial assets and liabilities,
- ii) Defined benefit plans - plan assets and

The financial statements of the Company have been prepared to comply with the Indian Accounting standards ('Ind AS'), including the rules notified under the relevant provisions of the Companies Act, 2013.

Upto the year ended March 31, 2017, the Company has prepared its financial statements in accordance with the requirement of Indian Generally Accepted Accounting Principles (GAAP), which includes Standards notified under the Companies (Accounting Standards) Rules, 2006 and considered as "Previous GAAP".

These financial statements are the Company's first Ind AS Consolidated financial statements.

Company's financial statements are presented in Indian Rupees (`000), which is also its functional currency.

2.1 Basis of consolidation

The consolidated financial statements incorporate the financial statements of the Company and entities controlled by the Company i.e. its subsidiary. Control is achieved when the Company is exposed to, or has rights to the variable returns of the entity and the ability to act those returns through its power over the entity.

The results of subsidiaries acquired or disposed of during the year are included in the consolidated statement of profit and loss from the effective date of acquisition or up to the effective date of disposal, as appropriate.

Wherever necessary, adjustments are made to the financial statements of subsidiaries to bring their accounting policies in line with those used by other members of the Group.

Intra-group transactions, balances, income and expenses are eliminated on consolidation.

Non-controlling interests in the net assets of consolidated subsidiaries are identified separately from the Group's equity. The interest of non-controlling shareholders may be initially measured either at fair value or at the non-controlling interests' proportionate share of the fair value of the acquiree's identifiable net assets. The choice of measurement basis is made on an acquisition-by-acquisition basis. Subsequent to acquisition, the carrying value of non-controlling interests is the amount of those interests at initial recognition plus the non-controlling interests' share of subsequent changes in equity. Total comprehensive income is attributed to non-controlling interests even if it results in the non-controlling interests having a debit balance.

2.2 Summary of significant accounting policies

a) Statement of compliance

The financial statements have been prepared in accordance with the Indian Accounting Standards (referred to as "Ind AS") prescribed under section 133 of the Companies Act, 2013 read with Companies (Indian Accounting Standards) Rules, as amended from time to time.

b) Use of estimates and critical accounting judgements

In the preparation of financial statements, the Group makes judgements, estimates and assumptions about the carrying values of assets and liabilities that are not readily apparent from other sources. The estimates and associated assumptions are based on historical experience and other factors that are considered to be relevant. Actual results may differ from these estimates.

Estimates and underlying assumptions are reviewed on an ongoing basis. Revisions to accounting estimates are recognised in the period in which the estimate is revised and future periods affected.

Key source of estimation of uncertainty at the date of consolidated financial statements, which may cause material adjustment to the carrying amounts of assets and liabilities within the next financial year, is in respect of impairment, useful lives of property, plant and equipment and intangible assets, valuation of deferred tax assets, provisions and contingent liabilities and fair value measurements of financial instruments as discussed below. Key source of estimation of uncertainty in respect of revenue recognition and employee benefits have been discussed in the respective policies.

c) Goodwill

Goodwill arising on acquisition of a subsidiary represents the excess of consideration transferred in the business combination over the Group's interest in the net fair value of the identifiable assets acquired, liabilities assumed and contingent liabilities recognised at the date of acquisition. Goodwill is initially recognised as an asset at cost and is subsequently measured at cost less any accumulated impairment losses.

For the purpose of impairment testing, goodwill is allocated to each of the Group's cash generating units or groups of cash generating units that are expected to benefit from the synergies of the combination. Cash-generating units to which goodwill has been allocated are tested for impairment annually, or more frequently when there is an indication that the unit's value may be impaired. If the recoverable amount of the cash-generating unit is less than the carrying value of the unit, the impairment loss is allocated first to reduce the carrying value of any good will allocated to the unit and then to the other assets of the unit in proportion to the carrying value of each asset in the unit.

An impairment loss recognised for goodwill is not reversed in a subsequent period. On disposal of a subsidiary, the attributable amount of goodwill is included in the determination of profit or loss on disposal.

d) Property, plant and equipment

Property, plant and equipment are stated at cost, net of recoverable taxes, trade discount and rebates less accumulated depreciation and impairment losses, if any. Such cost includes purchase price, borrowing cost and any cost directly attributable to bringing the assets to its working condition for its intended use, net charges on foreign exchange contracts and adjustments arising from exchange rate variations attributable to the assets.

Subsequent costs are included in the asset's carrying amount or recognised as a separate asset, as appropriate, only when it is probable that future economic benefits associated with the item will flow to the entity and the cost can be measured reliably.

Expenses incurred relating to project, net of income earned during the project development stage prior to its intended use, are considered as pre - operative expenses and disclosed under Capital Work - in - Progress.

Depreciation on property, plant and equipment is provided using straight line method. Depreciation is provided based on useful life of the assets as prescribed in Schedule II to the Companies Act.

The residual values, useful lives and methods of depreciation of property, plant and equipment are reviewed at each financial year end and adjusted prospectively, if appropriate.

Gains or losses arising from de-recognition of a property, plant and equipment are measured as the difference between the net disposal proceeds and the carrying amount of the asset and are recognised in the Statement of Profit and Loss when the asset is de-recognised.

e) Leases

Leases are classified as finance leases whenever the terms of the lease, transfers substantially all the risks and rewards of ownership to the lessee. All other leases are classified as operating leases.

Leased Assets held under finance leases are initially recognised as assets of the Company at their fair value at the inception of the lease or, if lower, at the present value of the minimum lease payments. The corresponding liability to the lessor is included in the balance sheet as a finance lease obligation.

Lease payments are apportioned between finance expenses and reduction of the lease obligation so as to achieve a constant rate of interest on the remaining balance of the liability. Finance expenses are recognised immediately in Statement of Profit and Loss, unless they are directly attributable to qualifying assets, in which case they are capitalized. Contingent rentals are recognised as expenses in the periods in which they are incurred.

A leased asset is depreciated over the useful life of the asset. However, if there is no reasonable certainty that the Company will obtain ownership by the end of the lease term, the asset is depreciated over the shorter of the estimated useful life of the asset and the lease term.

Operating lease payments are recognised as an expense in the Statement of Profit and Loss on a straight-line basis over the lease term except where another systematic basis is more representative of time pattern in which economic benefits from the leased assets are consumed.

f) Intangible assets

Intangible Assets are stated at cost of acquisition net of recoverable taxes, trade discount and rebates less accumulated amortisation/depletion and impairment loss, if any. Such cost includes purchase price, borrowing costs, and any cost directly attributable to bringing the asset to its working condition for the intended use, net charges on foreign exchange contracts and adjustments arising from exchange rate variations attributable to the intangible assets.

Subsequent costs are included in the asset's carrying amount or recognised as a separate asset, as appropriate, only when it is probable that future economic benefits associated with the item will flow to the entity and the cost can be measured reliably.

Gains or losses arising from derecognition of an intangible asset are measured as the difference between the net disposal proceeds and the carrying amount of the asset and are recognised in the Statement of Profit and Loss when the asset is de-recognised.

g) Finance cost

Borrowing costs include exchange differences arising from foreign currency borrowings to the extent they are regarded as an adjustment to the interest cost. Borrowing costs that are directly attributable to the acquisition or construction of qualifying assets are capitalised as part of the cost of such assets. A qualifying asset is one that necessarily takes substantial period of time to get ready for its intended use.

Interest income earned on the temporary investment of specific borrowings pending their expenditure on qualifying assets is deducted from the borrowing costs eligible for capitalisation.

All other borrowing costs are charged to the Statement of Profit and Loss for the period for which they are incurred.

h) Inventories

Items of inventories are measured at lower of cost and net realisable value after providing for obsolescence, if any. Cost of inventories comprises of cost of purchase, cost of conversion and other costs including manufacturing overheads net of recoverable taxes incurred in bringing them to their respective present location and condition.

i) Impairment of non-financial assets - property, plant and equipment and intangible assets

The Company assesses at each reporting date as to whether there is any indication that any property, plant and equipment and intangible assets or group of assets, called cash generating units (CGU) may be impaired. If any such indication exists the recoverable amount of an asset or CGU is estimated to determine the extent of impairment, if any. When it is not possible to estimate the recoverable amount of an individual asset, the Company estimates the recoverable amount of the CGU to which the asset belongs.

An impairment loss is recognised in the Statement of Profit and Loss to the extent, asset's carrying amount exceeds its recoverable amount. The recoverable amount is higher of an asset's fair value less cost of disposal and value in use. Value in use is based on the estimated future cash flows, discounted to their present value using pre-tax discount rate that reflects current market assessments of the time value of money and risk specific to the assets.

The impairment loss recognised in prior accounting period is reversed if there has been a change in the estimate of recoverable amount.

j) Provisions

Provisions are recognised when the Company has a present obligation (legal or constructive) as a result of a past event, it is probable that an outflow of resources embodying economic benefits will be required to settle the obligation and a reliable estimate can be made of the amount of the obligation.

If the effect of the time value of money is material, provisions are discounted using a current pre tax rate that reflects, when appropriate, the risks specific to the liability. When discounting is used, the increase in the provision due to the passage of time is recognised as a finance cost.

k) Employee Benefits Expense**Short Term Employee Benefits**

The undiscounted amount of short term employee benefits expected to be paid in exchange for the services rendered by employees are recognised as an expense during the period when the employees render the services.

Post-Employment Benefits**Defined Contribution Plans**

A defined contribution plan is a post-employment benefit plan under which the Company pays specified contributions to a separate entity. The Company makes specified monthly contributions towards Provident Fund, Superannuation Fund and Pension Scheme. The Company's contribution is recognised as an expense in the Statement of Profit and Loss during the period in which the employee renders the related service.

Defined Benefit Plans

The Company pays gratuity to the employees whoever has completed five years of service with the Company at the time of resignation/superannuation. The gratuity is paid @ 15 days salary for every completed year of service as per the Payment of Gratuity Act 1972.

The Company is not contributing amount towards gratuity liability to the any approved gratuity fund formed exclusively for gratuity payment to the employees, after dissolution of Sahara Group gratuity fund trust. The gratuity liability is currently unfunded.

The liability in respect of gratuity and other post-employment benefits is calculated using the Projected Unit Credit Method and spread over the period during which the benefit is expected to be derived from employees' services.

Re-measurement of defined benefit plans in respect of post-employment are charged to the Other Comprehensive Income.

l) Tax Expenses

The tax expense for the period comprises current and deferred tax. Tax is recognised in Statement of Profit and Loss, except to the extent that it relates to items recognised in the comprehensive income or in equity. In which case, the tax is also recognised in other comprehensive income or equity.

Current tax

Current tax assets and liabilities are measured at the amount expected to be recovered from or paid to the taxation authorities, based on tax rates and laws that are enacted or substantively enacted at the Balance sheet date.

Deferred tax

Deferred tax is recognised on temporary differences between the carrying amounts of assets and liabilities in the financial statements and the corresponding tax bases used in the computation of taxable profit.

Deferred tax liabilities and assets are measured at the tax rates that are expected to apply in the period in which the liability is settled or the asset realised, based on tax rates (and tax laws) that have been enacted or substantively enacted by the end of the reporting period. The carrying amount of Deferred tax liabilities and assets are reviewed at the end of each reporting period.

m) Foreign currencies transactions and translation

Transactions in foreign currencies are recorded at the exchange rate prevailing on the date of transaction. Monetary assets and liabilities denominated in foreign currencies are translated at the functional currency closing rates of exchange at the reporting date.

Exchange differences arising on settlement or translation of monetary items are recognised in Statement of Profit and Loss except to the extent of exchange differences which are regarded as an adjustment to interest costs on foreign currency borrowings that are directly attributable to the acquisition or construction of qualifying assets, are capitalized as cost of assets.

Non-monetary items that are measured in terms of historical cost in a foreign currency are recorded using the exchange rates at the date of the transaction. Non-monetary items measured at fair value in a foreign currency are translated using the exchange rates at the date when the fair value was measured. The gain or loss arising on translation of non-monetary items measured at fair value is treated in line with the recognition of the gain or loss on the change in fair value of the item (i.e., translation differences on items whose fair value gain or loss is recognised in OCI or Statement of Profit and Loss are also recognised in OCI or Statement of Profit and Loss, respectively).

n) Revenue recognition

Revenue from sale of goods/services is recognised when the significant risks and rewards of ownership have been transferred to the buyer, recovery of the consideration is probable, the associated cost can be estimated reliably, there is no continuing effective control or managerial involvement with the goods, and the amount of revenue can be measured reliably.

Revenue from rendering of services is recognised when the performance of agreed contractual task has been completed.

Revenue from sale of goods is measured at the fair value of the consideration received or receivable, taking into account contractually defined terms of payment and excluding taxes or duties collected on behalf of the government.

Revenue from operations includes sale of goods, services, service tax, excise duty and adjusted for discounts (net), and gain/ loss on corresponding hedge contracts.

Interest income

Interest income from a financial asset is recognised using effective interest rate method.

Dividends

Revenue is recognised when the Company's right to receive the payment has been established.

o) Financial instruments

i) Financial Assets

A. Initial recognition and measurement

All financial assets and liabilities are initially recognized at fair value. Transaction costs that are directly attributable to the acquisition or issue of financial assets and financial liabilities, which are not at fair value through profit or loss, are adjusted to the fair value on initial recognition. Purchase and sale of financial assets are recognised using trade date accounting.

B. Subsequent measurement

a) Financial assets carried at amortised cost (AC)

A financial asset is measured at amortised cost if it is held within a business model whose objective is to hold the asset in order to collect contractual cash flows and the contractual terms of the financial asset give rise on specified dates to cash flows that are solely payments of principal and interest on the principal amount outstanding.

b) Financial assets at fair value through other comprehensive income (FVTOCI)

A financial asset is measured at FVTOCI if it is held within a business model whose objective is achieved by both collecting contractual cash flows and selling financial assets and the contractual terms of the financial asset give rise on specified dates to cash flows that are solely payments of principal and interest on the principal amount outstanding.

c) Financial assets at fair value through profit or loss (FVTPL)

A financial asset which is not classified in any of the above categories are measured at FVTPL.

C. Investment in subsidiaries

The Company has accounted for its investments in subsidiaries at cost.

D. Other Equity Investments

All other equity investments are measured at fair value, with value changes recognised in Statement of Profit and Loss, except for those equity investments for which the Company has elected to present the value changes in 'Other Comprehensive Income'.

Non-monetary items that are measured in terms of historical cost in a foreign currency are recorded using the exchange rates at the date of the transaction. Non-monetary items measured at fair value in a foreign currency are translated using the exchange rates at the date when the fair value was measured. The gain or loss arising on translation of non monetary items measured at fair value is treated in line with the recognition of the gain or loss on the change in fair value of the item (i.e., translation differences on items whose fair value gain or loss is recognised in OCI or Statement of Profit and Loss are also recognised in OCI or Statement of Profit and Loss, respectively).

E. Impairment of financial assets

In accordance with Ind AS 109, the Company uses 'Expected Credit Loss' (ECL) model, for evaluating impairment of financial assets other than those measured at fair value through profit and loss (FVTPL).

Expected credit losses are measured through a loss allowance at an amount equal to:

The 12-months expected credit losses (expected credit losses that result from those default events on the financial instrument that are possible within 12 months after the reporting date); or

Full lifetime expected credit losses (expected credit losses that result from all possible default events over the life of the financial instrument)

For trade receivables Company applies 'simplified approach' which requires expected lifetime losses to be recognised from initial recognition of the receivables. The Company uses historical default rates to determine impairment loss on the portfolio of trade receivables. At every reporting date these historical default rates are reviewed and changes in the forward looking estimates are analysed.

For other assets, the Company uses 12 month ECL to provide for impairment loss where there is no significant increase in credit risk. If there is significant increase in credit risk full lifetime ECL is used.

ii) Financial liabilities**A. Initial recognition and measurement**

All financial liabilities are recognized at fair value and in case of loans, net of directly attributable cost. Fees of recurring nature are directly recognised in the Statement of Profit and Loss as finance cost.

B. Subsequent measurement

Financial liabilities are carried at amortized cost using the effective interest method. For trade and other payables maturing within one year from the balance sheet date, the carrying amounts approximate fair value due to the short maturity of these instruments

p) Segmental Reporting Policies

Revenue and expenses are identified to segments on the basis of their relationship to the operating activities of the segments. Revenue and expenses, which relate to the enterprise as a whole and are not allocable to segments on a reasonable basis, are included under the head "Other".

q) Earnings Per Share

Basic earnings per share are calculated by dividing the net profit or loss for the period attributable to equity by the weighted average number of equity shares outstanding during the period.

For the purpose of calculating diluted earnings per share, the net profit or loss for the period attributable to equity shareholders and the weighted average number of shares outstanding during the period are adjusted for the effects of all dilutive potential equity shares.

r) **Contingent liabilities**

A contingent liability is a possible obligation that arises from past events whose existence will be confirmed by the occurrence or non-occurrence of one or more uncertain future events beyond the control of the company or a present obligation that is not recognized because it is not probable that an outflow of resources will be required to settle the obligation. A contingent liability also arises in extremely rare cases where there is a liability that cannot be recognized because it cannot be measured reliably. The company does not recognize a contingent liability but discloses its existence in the financial statements.

s) **Cash and Cash equivalents**

Cash and cash equivalents in the cash flow statement comprise cash at bank and in hand and short-term investments with an original maturity of three months or less.

t) **Exceptions to retrospective application of other Ind AS**

i) **Estimates**

An entity's estimates in accordance with Ind AS at the date of transition to Ind AS shall be consistent with estimates made for the same date in accordance with Previous GAAP (after adjustments to reflect any difference in accounting policies), unless there is an objective evidence that those estimates were in error. The company has not made any changes to estimates made in accordance with Previous GAAP.

ii) **Ind AS 109- Financial Instruments (Classification and measurement of financial asset)**

Classification and measurement of financial assets shall be made on the basis of facts and circumstances that exist at the date of transition to Ind AS.

iii) **Disclosure in respect of Indian Accounting Standard (Ind-AS)-101: First time adoption of Ind-AS**

These are the company's first financial statement as per Ind-AS

The Company has adopted Ind AS with effect from 1 April 2016 with comparative being restated. According the impact of transition has been provided in opening Reserves as at 1 April 2016. The figure for the previous period have been restated, regrouped and reclassified whenever required to comply with the requirement of Ind AS and schedule III.

iv) **Deemed cost for Property, Plant & Equipment (PPE):**

Company has availed exemption under para D7AA of the Appendix D to Ind-AS 101 Which permits as first time adopter to continue with the carrying values for its PPE as at date of transition to Ind-AS measured as per previous GAAP.

v) **The Company has elected to measure investment in subsidiaries at cost.**

Sahara One Media and Entertainment Limited

Consolidated statement for change in equity for the year ended 31 March 2018

	Equity share capital	Share premium	Retained earnings	Total Rs. ('000)
Balance as at 31 March 2017	215,250.00	2,084,850.00	4,589.57	2,304,689.57
Profit for the year		(275,133.98)	(275,133.98)	
Other comprehensive income for the year (net of tax)			567.93	567.93
Balance as at 31 March 2018	215,250.00	2,084,850.00	(269,976.48)	2030123.52

As per our report of even date

For and on behalf of the Board of Directors of Sahara One Media and Entertainment Limited

For **D.S. Shukla & Co.**
Firm Registration No. 000773C
Chartered Accountants

O. P. Srivastava
Director
DIN- 00144000

Rana Zia
Whole Time Director
DIN - 07083262

A.K. Dwivedi
Partner
Membership No.78297
NCR/Delhi: May 29, 2018

P. C. Tripathy
Chief Financial Officer

Sukhmendra Kumar
Company Secretary

3. Property, plant and equipment

Rs. ('000)

	Buildings	Office equipment	Shooting equipment	Computers	Furniture and fixtures	Vehicles	Total
Cost or valuation							
At 1 April 2016	2,087.78	771.71	630.50	4,892.50	1,642.02	9,294.16	19,318.67
Additions	-	45.00	-	-	-	-	45.00
Disposals	-	-	-	-	-	-	-
At 31 March 2017	2,087.78	816.71	630.50	4,892.50	1,642.02	9,294.16	19,363.67
Additions	-	-	-	-	-	-	-
Disposals	-	-	-	-	-	-	-
At 31 March 2018	2,087.78	816.71	630.50	4,892.50	1,642.02	9,294.16	19,363.67
depreciation							
At 1 April 2016	450.33	394.60	598.98	4,647.88	1,557.03	7,798.47	15,447.29
Charge for the year	41.19	63.60	-	-	1.74	537.61	644.14
Disposals	-	-	-	-	-	-	-
At 31 March 2017	491.52	458.20	598.98	4,647.88	1,558.77	8,336.08	16,091.42
Charge for the year	41.19	64.69	-	-	1.23	537.61	644.71
Disposals	-	-	-	-	-	-	-
At 31 March 2018	532.71	522.88	598.98	4,647.88	1,559.99	8,873.69	16,736.13
Net Block							
At 31 March 2017	1,596.26	358.51	31.52	244.63	83.25	958.08	3,272.25
At 31 March 2018	1,555.07	293.83	31.52	244.63	82.03	420.47	2,627.54

4. Financial assets

31 March 2018
Rs. (000)

Investments measured at cost in subsidiary company

Unquoted equity instruments

24,043,478 (31 March 2017: 6,000,000) shares of Rs. 10 each fully paid-up in Sahara Sanchar Limited

-

Investments measured at fair value through other comprehensive income

Unquoted equity instruments

1,108,280 (31 March 2017: 1,108,280) shares of Rs. 10 each fully

17,167.74

paid - up in Sahara India Life Insurance Company Limited

3,750 (31 March 2017: 3,750) shares of Rs. 10 each fully paid-up in Sahara Care Limited

32.17

Sahara T. V. Limited, Mauritius.

0.09

(2 shares of \$ 1 each)

Investments measured at fair value through profit and loss

Quoted mutual funds

each fully paid-up of Sahara liquid fund

26,690.05

Total investments

43,890.05

Current

26,690.05

Non-Current

17,200.00

Aggregate book value of quoted investments

43,890.05

Aggregate market value of quoted investments

26,690.05

Aggregate book value of unquoted investments

26,690.05

As per order of Hon'ble Supreme Court of India dated 21-11-2013,

17,200.00

SEBI has attached/freeze the above Non-current investments of Rs 11,120,300.

5. Other financial assets

	31 March 2018 Rs. (000)
Unsecured, considered good	
Security deposit	9,562.80
Advances to related parties	4,065.58
Advance to employees	3,332.38
Deposits with original maturity for more than 3 months but less than 12 months	- 1,110.12 37.41
	18,108.29
Current	8,545.49
Non-Current	9,562.80
	18,108.29

6. Non-current tax assets

	31 March 2018 Rs. (000)
Advance income-tax (net of provision for taxation)	53,287.19
	53,287.19

7. Inventories

	31 March 2018 Rs. (000)
I Inventories	
- Films rights	2,776.84
- Television programmes	-
Total inventories at the lower of cost and net realisable value	2,776.84

8. Trade receivables (current)

	31 March 2018 Rs. (000)
Trade receivables	
Unsecured, considered good	1,008,393.65
Doubtful	110,805.00
	1,119,198.65
Allowance for bad and doubtful debts	(110,804.51)
	1,008,394.14

9. Cash and cash equivalents

	31 March 2018 Rs. (000)
Cash on hand	475.77
Balance with banks	
- On current accounts	19,880.19
	20,355.96

10. Other current assets

	31 March 2018 Rs. (000)
Prepaid expenses	4,038.59
Balances with government authorities (VAT, service tax etc)	309,639.11
Amount transferred to sahara-sebi account*	694,027.88
Advances recoverable in cash or kind	
Unsecured considered good	193,532.01
Doubtful	230,620.56
	424,152.57
Allowance for doubtful advances	(230,691.24)
	193,461.33
	1,201,166.91

*Hon'ble Supreme Court vide it's order dated 4th June, 2014 has directed to defreeze the Fixed Deposit account of the company subject to condition that total proceeds would be transferred to special account opened by the SEBI. Accordingly, the company has transferred an amount of Rs 694,027,883 to Sahara-SEBI Refund account. (refer note 31 for details)

11. Share capital**(a) Authorised equity share capital**

Equity shares of INR 10 each issued and fully paid		
At 1 April 2016	21,525,000	215,250.00
Increase/(decrease) during the year	-	-
At 31 March 2017	21,525,000	215,250.00
Increase/(decrease) during the year	-	-
At 31 March 2018	21,525,000	215,250.00

No.**Amount Rs. (000)****(b) Terms/ rights attached to equity shares**

The Company has only one class of equity shares having par value of Rs.10 per share. Each holder of equity shares is entitled to one vote per share.

During the year ended 31 March 2018, the amount of per share dividend recognized as distributions to equity shareholders was Nil (31 March 2017: Nil).

In the event of liquidation of the Company, the holders of equity shares will be entitled to receive remaining assets of the Company, after distribution of all preferential amounts. The distribution will be in proportion to the number of equity shares held by the shareholders.

(c) Issued equity capital

Equity shares of INR 10 each issued and fully paid		
At 1 April 2016	21,525,000	215,250.00
Increase/(decrease) during the year	-	-
At 31 March 2017	21,525,000	215,250.00
Increase/(decrease) during the year	-	-
At 31 March 2018	21,525,000	215,250.00

No.**Amount Rs. (000)****(d) Details of shareholders holding more than 5% shares in the company****Name of the shareholder**

Equity shares of Rs.10 each fully paid		
Shri Subrata Roy Sahara	5200000 / 24.16	5200000 / 24.16
Sahara India Financial Corporation Limited	3076912 / 14.29	3076912 / 14.29
Sahara Prime City Limited	3261790 / 15.15	3261790 / 15.15
Bennett Coleman & Co. Limited	1100000 / 5.11	1100000 / 5.11

No. / % holding**No. / % holding**

As per records of the company, including its register of shareholders/ members and other declarations received from shareholders regarding beneficial interest, the above shareholding represents both legal and beneficial ownerships of shares.

12. Other equity

	Share premium	Retained earnings	Total Rs. ('000)
Balance as at 31 March 2017	2,084,850.00	4,589.57	2,089,439.57
Profit for the year -	(275,133.98)	(275,133.98)	
Other comprehensive income for the year (net of tax)	567.93	567.93	
Balance as at 31 March 2018	2,084,850.00	(269,976.48)	1,814,873.52

13. Net employee defined benefit liabilities

	31 March 2018 Rs. (000)
Provision for employee benefits	
Provision for gratuity	1,410.00
Provision for leave benefits	142.29
Provision for gratuity of transferred employees	3,616.06
Provision for leave benefits of transferred employees	1,279.23
	6,447.58
Current	647.31
Non-Current	5,800.27
	6,447.58

14. Deferred tax liability

	31 March 2018 Rs. (000)
At the start of the year	26,172.66
Charge/(credit) to Statement of Profit and Loss	(23,475.85)
At the end of year	2,696.81

	As at 31st March, 2017	Charge/(credit) to profit or loss	As at 31st March, 2018
Component of Deferred tax liabilities / (asset)			
Deferred tax liabilities / (asset) in relation to:			
Property, plant and equipment	35,289.66	(20,696.39)	14,593.27
Disallowance	(8,903.26)	(2,834.13)	(11,737.39)
Provisions	(213.74)	54.67	(159.07)
Total	26,172.66	(23,475.85)	2,696.81

15. Trade payables

	31 March 2018 Rs. (000)
Trade payables	535,949.66
	535,949.66

16. Other payables

	31 March 2018 Rs. (000)
Security deposit	2,086.33
Payable to related Party (refer note-28)	1,639.12
Payable to others**	-
Advance from customers	3,066.09
Others	
TDS payable	11,667.92
Expenses payable	18,796.81
	37,256.27

17. Provisions

Provision for taxation (net of advance tax)

**31 March 2018
Rs. (000)**-
-**18. Revenue from operations**Television revenue
Motion picture revenue
Lease Rent**31 March 2018
Rs. (000)**2,535.08
480.52
118,965.00
121,980.60**19. Other income**Interest income on loan
Interest on income tax refund
Appreciation in value of investment
Credit balances written back
Interest income other
Excess provision written back**31 March 2018
Rs. (000)**490.96
46,905.95
1,455.61
(0.00)
741.58
240.28
49,834.38**20. (Increase)/ decrease in inventories**Inventories at the end of the year
Films
Television programmes

Inventories at the beginning of the year
Films
Television programmes**31 March 2018
Rs. (000)**2,776.84
-
2,776.84

4,558.76
5,054.15
9,612.90**21. Employee benefits expense**Salaries, wages and bonus
Contribution to provident and other funds
Staff welfare expenses**31 March 2018
Rs. (000)**4,865.89
532.33
31.62
5,429.84**22. Finance costs**Interest other
Interest expenses on statutory dues**31 March 2018
Rs. (000)**523.10
172.20
695.30

23. Other expenses

	31 March 2018 Rs. (000)
Bandwidth charges	31,616.76
Licence fees	4,352.49
Power and fuel	27.37
Rent	3,859.24
Rates and taxes	432.02
Insurance	2,108.60
Repairs and maintenance - others	552.08
Advertising and sales promotion	232.33
Travelling and conveyance	866.36
Communication costs	1,000.81
Legal and professional fees	3,523.27
Directors' sitting fees	760.00
Payment to auditor (Refer details below)	819.95
Provision for doubtful advances	136,960.04
Loss on discard of fixed assets	7,654.47
Provision for doubtful debts	50,302.28
Bad debts / advances written off	102,979.40
Bank charges	29.11
Foreign exchange loss	5.22
Miscellaneous expenses	3,260.58
	351,342.38

Payment to auditor**As auditor:**

	31 March 2018 Rs. (000)
Audit fee	430.00
Limited Review	300.00
Tax audit fees	57.50
Auditors expenses	32.45
	819.95

24. Earnings per share (EPS)

The following reflects the profit and share data used in the basic and diluted EPS computations:

	31 March 2018 Rs. (000)
Net profit/ (loss) for calculation of basic & diluted EPS	(274,566.05)
Weighted average number of equity shares in calculating basic & diluted EPS [nominal value of share Rs. 10 (31 March 2016: Rs. 10)]	21,525,000
Earnings per share (basic & diluted)	(12.76)

25. Gratuity and other post-employment benefit plans:

The Company has a defined benefit gratuity plan. Every employee who has completed five years or more of service gets a gratuity on departure at 15 days salary (last drawn salary) for each completed year of service.

The following tables summarize the components of net benefit expense recognized in the statement of profit and loss and amounts recognized in the balance sheet for the respective plans. The liability is not funded.

Statement of profit and loss

Net employee benefit expense recognized in the employee cost

	Gratuity	Leave Encashment
	31 March 2018 Rs. ('000)	31 March 2018 Rs. ('000)
Current service cost	52.63	58.35
Interest cost on benefit obligation	114.05	23.54
Defined benefit cost included in P & L	166.68	81.89
Re-measurements - due to financial assumptions	(8.63)	(1.43)
Re-measurements - due to experience adjustments	(219.66)	(341.86)
Total re-measurements in OCI	(228.30)	(243.29)
Total defined benefit cost recognized in P&L and OCI	(61.61)	(161.40)

Current and non-current liability and asset

	Gratuity	Leave Encashment
	31 March 2018 Rs. ('000)	31 March 2018 Rs. ('000)
Non-current assets	-	-
Current liabilities	608.23	39.09
Non-current obligation**	801.77	103.21

**The above liability pertains to continuing employees and liability of Rs. ('000) 3616.06 pertaining to transferred employees has been shown in note 13 under caption "provision for gratuity of transferred employees".

Changes in the present value of the defined benefit obligation are as follows:

	Gratuity	Leave Encashment
	31 March 2018 Rs. ('000)	31 March 2018 Rs. ('000)
Opening defined benefit obligation	1,471.61	303.69
Interest cost	114.05	23.54
Current service cost	52.63	58.35
Re-measurements - due to financial assumptions	(8.63)	(1.43)
Re-measurements - due to experience adjustments	(219.66)	(241.86)
Closing defined benefit obligation	1,410.00	142.29

Changes in the fair value of plan assets are as follows:

	Gratuity	Leave Encashment
	31 March 2018 Rs. ('000)	31 March 2018 Rs. ('000)
Opening fair value of plan assets	-	-
Expected return on plan assets	-	-
Contributions by employer	-	-
Benefits paid	-	-
Actuarial Gain on plan assets	-	-
Closing fair value of plan assets	-	-

The Best Estimate Contribution for the Company during the next year would be for gratuityRs. ('000) 784.92 and for leave encashment Rs. ('000) 125.89

The principal assumptions used in determining gratuity obligations for the company's plans are shown below:

	Gratuity	Leave Encashment
	31 March 2018 Rs. ('000)	31 March 2018 Rs. ('000)
Discount rate per annum compound (per annum)	7.75%	7.75%
Salary growth rate (per annum)	6.00%	6.00%
Expected rate of return on assets (per annum)	NA	NA

The estimates of future salary increases, considered in actuarial valuation, take account of inflation, seniority, promotion and other relevant factors, such as supply and demand in the employment market.

Discontinuance Liability

Amount payable upon discontinuance of all employment is for gratuity Rs. ('000) 1453.20 and for leave encashment Rs. ('000) 149.99

26. Leases

Operating lease: company as lessee

The Company has entered into operating cancellable lease agreements for its office premises/ Godownfor a period of 3-5 years. There are no clauses relating to renewal / escalation. There are no subleases. The lease rental charged during the year is as follows:

	31 March 2018 Rs. (000)
Lease payments recognized in statement of profit and loss account for the year	3,859.24
	3,859.24

Operating lease: company as lesser

The Company has entered into operating cancellable lease agreements for its equipments. There are no clauses relating to renewal / escalation. The lease rental received during the year is as follows:

	31 March 2018 Rs. (000)
Lease income recognized in statement of profit and loss account for the year	1,18,965.00
	1,18,965.00

The company has given certain assets on lease rent under operating lease, which is in nature of 'cancellable lease', the relevant information are as under :

Sl. No.	Particulars	Cost of Acquisition Amount Rs. ('000)	Accumulated Depreciation Amount Rs. ('000)
a.	Plant & Machinery	402,073.47	35,76,96.54
b.	Vehicle	30,71.69	26,62.97
c.	Computers	140,531.23	13,77,88.55
d.	A. C.	21,169.33	1,98,33.54
e.	Camera	180,776.52	13,74,90.00
f.	Communication Equipment	93,167.78	8,76,47.52
g.	D G Set	88,51.78	63,33.82
h.	Electrical Equipment	25,796.17	2,44,94.48
I.	Furniture & Fixture	25,837.62	2,45,45.74
J.	Office Equipment	2,095.49	19,90.72
k.	Studio Equipment	933,906.60	71,35,60.83
l.	V Set	121,839.48	9,57,41.01

Depreciation ofRs. ('000)110,085.46 has been debited to Profit & Loss Account on the above leased assets. It is included in depreciation amount as shown in Profit & Loss Account.

27. Segmental Information:**Business Segments:**

The Company operating businesses are organized and managed separately according to the nature of services provided, with each segment representing a strategic business unit that serves different markets. The Company principal business is sale of television programmes and motion pictures production and distribution.

	Continuing Operations		Consolidated	
	Television 2018 Rs. ('000)	Motion Pictures 2018 Rs. ('000)	Leasing 2018 Rs. ('000)	Total 2018 Rs. ('000)
REVENUE				
External sales	2,535.08	480.52	1,18,965.00	1,21,980.60
Other income	-	-	-	-
Inter-segment sales	-	-	-	-
Total revenue	2,535.08	480.52	1,18,965.00	1,21,980.60
RESULT				
Segment result	(54,603.26)	(1,36,408.84)	(4,712.13)	(1,95,724.23)
Unallocated expenses				(1,09,205.07)
Operating profit/ (loss)				(3,04,929.30)
Finance costs				(117.66)
Other income				27,754.23
Exceptional Items				-
Profit before tax				(2,77,293.20)
Income taxes				-
Net profit				(2,77,293.20)
Other comprehensive income for the year				662.60
Total comprehensive income for the year				(2,76,630.60)
Segment assets	1,82,512.55	1,93,635.41	6,24,549.25	10,00,697.21
Unallocated corporate assets				21,16,937.53
Total assets				31,17,634.74
Segment liabilities	(4,16,611.52)	(16,109.50)	(1,21,829.35)	(5,54,550.37)
Unallocated corporate liabilities				(27,799.94)
Total liabilities				(5,82,350.32)
Other segment information				
Capital expenditures :				
Tangible assets				
Depreciation	-	-	-	1,08,280.45
Other non-cash expenses	-	-	-	2,97,896.19

Geographical Segments – The Company operates in one geographical segment, i.e. India.

28. Related party disclosures

Related parties with whom transactions have taken place during the year

Related parties where control exists irrespective of whether transactions have occurred or not :- Major shareholders having control over the company	Shri Subrata Roy Sahara Shri Joy Broto Roy Smt Swapna Roy
Enterprises owned or significantly influenced by major shareholders, key management personnel or their relatives	Aamby Valley Ltd. Sahara Global Mastercraft Ltd. Sahara Hospitality Ltd. Sahara India Commercial Corporation Ltd. Sahara India Mass Communication, partnership firm Sahara India Tourism Development Corporation Ltd. Sahara India, partnership firm Sahara Infrastructure & Housing Ltd. Sahara Prime City Limited Sahara Sanchar Ltd. Sahara India Financial Corporation Limited
Key Management Personnel	Smt. Rana Zia, Wholetime Director (From 14.11.2015) Shri P C Tripathy, Chief Finance Officer (From 14.02.2016) Shri Sukhmendra Kumar, Company Secretary (From 14.11.2015)

Related party transactions

The following table provides the total amount of transactions that have been entered into with related parties for the relevant financial year:

A. Transaction during the year

		31 March 2018 Rs (000)
Sahara India Commercial Corporation Ltd.	Interest received	490.96
Sahara India Commercial Corporation Ltd.	Loan repaid/ adjusted	6,500.00
Sahara India Commercial Corporation Ltd.	Equity shares purchased of Sahara Sanchaar Ltd.	8,32,075.00
Sahara India Commercial Corporation Ltd.	Lease rent (income)	122,431.72
Sahara India Mass Communication	Lease rent (income)	2,481.65
Sahara India Financial Corporation Limited	Rent paid	1478.91
Sahara India Commercial Corporation Ltd.	Fund received against outstanding	52761.00
Sahara India Financial Corp. Ltd	Advance given	350.00
Sahara Sanchar Ltd.	Amount repaid	44.11
Sahara Prime City Limited	Amount repaid	281.52

B. Loans and advances

	31 March 2018 Rs. (000)
Aamby Valley Ltd.	8.03
Sahara Hospitality Ltd.	3.40
Sahara Global Mastercraft Ltd.	2.40
Sahara India Tourism Development Corporation Ltd.	20.28
Sahara India Financial Corp. Ltd	837.12

C. Trade receivables

	31 March 2018 Rs. (000)
Sahara India Commercial Corporation Ltd.	818,901.57
Sahara India Mass Communication	7934.07

D. Trade payables

	31 March 2018 Rs. (000)
Sahara India Financial Corporation Limited	1528.80
Sahara Prime City Limited	-
Sahara Infrastructure & Housing Ltd.	1,957.57
Sahara India	522.45
Sahara Sanchar Ltd.	-
Sahara India Mass Communication	357.18

E. Remuneration to key managerial personnel

	31 March 2018 Rs. (000)
Smt. Rana Zia	1080.62
Shri Sukhmendra Kumar	573.92
Shri P. C. Tripathy	760.37

The remuneration to the key managerial personnel does not include the provisions made for gratuity and leave benefits, as they are determined on an actuarial basis for the Company as a whole.

29. Capital and other commitments

Estimated amount of contracts remaining to be executed on capital account and not provided for, are Rs. Nil.

30. Contingent liabilities

	31 March 2018 Rs. (000)
a) Income Tax in respect of Assessment Years 2000-01 to 2012-13 in respect of which the Company has gone on appeal. Based on judicial pronouncements, the Company's claim is likely to be accepted by the appellate authorities.	481,965.53
b) Custom case pending at appellate authorities in respect of financial year 2008-09.	445.00
c) Outstanding Bank Guarantees	25.00

The Company is contesting the demands and the management, including its tax advisors, believe that its position will likely be upheld in the appellate process. No tax expense has been accrued in the financial statements for the tax demand raised. The management believes that the ultimate outcome of this proceeding will not have a material adverse effect on the company's financial position and results of operations.

In the Opinion of the Board of Directors, any of the assets other than fixed assets and non-current investments are approximately of the value stated if realized in the ordinary course of the business. The provisions for all known liabilities have adequately been made and are not in excess of the amounts reasonably necessary. There is no contingent liability other than those stated above.

31. In the matter of dispute in respect of repayment of Optionally Fully Convertible Debentures (OFCDs) by two group companies, namely M/s Sahara India Real Corporation Limited & Sahara Housing Investment Corporation Limited, the Hon'ble Supreme Court of India vide its order dated 21-11-2013 had directed that Sahara Group of Companies shall not part with movable and immovable properties and accordingly Security and Exchange Board of India (SEBI) has seized the company's fixed deposit and non-current investment. Subsequent to this, Hon'ble Supreme Court vide its order dated 4th June, 2014 has directed to defreeze the fixed deposit account of the company subject to condition that total proceeds would be transferred to special account opened by the SEBI. Accordingly, the company has transferred an amount of Rs. ('000) 694,027.88 to Sahara-SEBI Refund account. However, the company's management strongly believes that the money deposited is recoverable and will be received back along with interest, as the amount in Sahara - SEBI refund account is in the shape of fixed deposit. However, the company has not accrued any interest on this amount.

32. Unhedged foreign currency exposure

Particulars of unhedged foreign currency exposure as at the reporting date

Particulars	Amount Rs. ('000)
Advance from customers	USD 41,203
	2,578.93

33. Details of dues to micro and small enterprises as defined under the Micro, Small and Medium Enterprises(MSMED) Act, 2006

As per the information available with the Company, no amounts are due to Micro, Small and Medium Enterprises as per MSMED Act, 2006 as at 31 March 2018.

34. Deferred tax assets on accumulated losses have not been recognised as there is no virtual certainty of sufficient taxable income in future.

35. a) Expenditure in foreign currency (accrual basis) - Nil

b) Earnings in foreign currency (accrual basis)

	31 March 2018 Rs. ('000)
Revenue from operations - sale of content	2,535.08
	2,535.08

36. The comparative financial information could not be given as it is the first occasion that group has to prepare consolidated financial statement because the only subsidiary M/s Sahara Sanchaar Limited became subsidiary of the holding company as on 20-12-2017. However, standalone financial statement of holding company as well as subsidiary has been prepared to comply with the Indian Accounting standards ('Ind AS'), including the rules notified under the relevant provisions of the Companies Act, 2013.

37. Additional information, as required under schedule III to the Companies Act, 2013, of enterprises consolidated as subsidiary

Name of the enterprise	Net assets i.e. total assets minus total liabilities		Share in Profit & Loss		Share in other comprehensive income		Share in total comprehensive income	
	% of consolidated net assets	Amount ('000) Rs	% of consolidated Profit & Loss	Amount ('000) Rs	% of consolidated other comprehensive income	Amount Rs ('000)	% of consolidated total comprehensive income	Amount ('000) Rs
Parent								
Sahara One Media and Entertainment Limited	80.17	2032564.51	98.30	(272581.05)	68.82	455.99	98.37	(272125.06)
Subsidiary								
Sahara Sanchaar Ltd.	19.83	502719.89	1.70	(4712.15)	31.18	206.61	1.63	(4505.54)

38. Enterprises consolidated as subsidiary in accordance with Indian accounting statnderd 110- Cosolidated financial statements

Sr. No.	Name of the enterprise	Country of Incorporation	Proportion of ownership interest
1.	Sahara Sanchaar Limited	India	54.17%

As per our report of even date

For **D.S. Shukla & Co.**
Firm Registration No. 000773C
Chartered Accountants

A.K. Dwivedi
Partner
Membership No.78297
NCR/Delhi: May 29, 2018

For and on behalf of the Board of Directors of Sahara One Media and Entertainment Limited

O. P. Srivastava
Director
DIN- 00144000

P. C. Tripathy
Chief Financial Officer

Rana Zia
Whole Time Director
DIN - 07083262

Sukhmendra Kumar
Company Secretary

SAHARA SANCHAAAR LIMITED
BOARD'S REPORT

To the Members,

Your Directors are presenting their Annual Report of the Company together with the Financial Statements of Accounts for the year ended 31st March 2018.

FINANCIAL RESULTS

The Company's financial performance for the year under review along with previous year figures are given here under

	2017-18 (Rs.)	2016-17 (Rs.)
Net Profit / (Loss) before Tax	(28,187.99)	(96,106.22)
Provision for Tax:	(23,475.86)	(32,807.04)
Income Tax	-	-
Deferred Tax Liability / (assets)	-	-
Profit / (Loss) after Tax	(4,712.13)	(63,208.38)

DIVIDEND:

Due to loss incurred, the Board of Directors do not recommend any dividend during the period under review.

AMOUNT PROPOSED TO BE CARRY TO RESERVE:

Company does not intend to carry any amount to be carry to any reserve.

DIRECTORS

During the year under the review, Shri R.S Rathore was appointed as Additional Director of the Company in its Board Meeting held on 26.03.2018 who hold office till the conclusion of ensuing Annual General Meeting and in respect of whom a notice under Section 160 has been received by the Company from a member to appoint him as Non-Executive Independent Director of the Company.

Shri. Nand Lal Director of the Company is retiring by rotation in the ensuing Annual General Meeting and being eligible has offered himself for re-appointment.

The Board recommends the name of Shri. Nand Lal for re-appointment as Director of the Company.

INDEPENDENT DIRECTORS:

The Independent Directors of the Company have submitted the Declaration of Independence, as required pursuant to Section 149 (7) of the Companies Act, 2013, stating that they meet the criteria of Independence as provided in Sub -Section 149(6).

STATUTORY AUDITORS

M/s. AGP & Associates Chartered Accountants, (Firm Registration No. 011695C) were appointed as Statutory Auditors of the Company held on 28.09.2017 for a term of 5 (five) consecutive years. They have confirmed that they are not disqualified from continuing as Auditors of the Company. As per the provisions of Section 139 of the Companies Act, 2013, earlier the appointment of Auditors was required to be ratified by Members at every AGM. However, in accordance with the Companies Amendment Act, 2017 enforced on May 07, 2018 by the Ministry of Corporate Affairs, the appointment of Statutory Auditors is not required to be ratified at every AGM.

CORPORATE SOCIAL RESPONSIBILITY

Provisions of Corporate Social Responsibility Committee are not applicable on the Company

RISK MANAGEMENT POLICY

Provisions of Risk Management policy are not applicable on the Company.

AUDITORS' REPORT:

M/s. AGP & Associates Chartered Accountants., Statutory Auditors, submitted their Audit Report for the Financial Year 2017-2018 , the Auditors' Report together in the Notes on Accounts are self-explanatory.

COST AUDIT

In accordance with Companies (Cost Records and Audit) Rules, 2014, Cost Audit is not applicable to the Company.

SECRETARIAL AUDIT

In accordance with Section 204 of the Companies Act, 2013 read with Companies (Appointment & Remuneration of Managerial Personnel) Rules, 2014, the Secretarial Audit is not applicable to the Company.

SECRETARIAL STANDARDS

The Company complies with all applicable Secretarial Standards.

DEPOSITS

The Company has neither accepted nor renewed any deposits during the year under review

NUMBER OF BOARD MEETINGS CONDUCTED DURING THE YEAR UNDER REVIEW

The Company had Board meetings during the Financial Year under review dated 02.06.2017, 28.08.2017, 08.12.2017, 28.02.2018, 26.03.2018 .

AUDIT COMMITTEE

In accordance with the provisions of Section 177 of the Companies Act, 2013, Audit Committee of the Company comprises of:

S. No	Name of the Members	Nature of Membership
1	Shri R.S. Rathore	Chairman
2	Shri R.S. Dubey	Member
3.	Shri C.M. Sukul	Member

NOMINATION AND REMUNERATION COMMITTEE

In accordance with the provisions of Section 178 of the Companies Act, 2013, Nomination and Remuneration Committee of the Company comprises of:

S. No	Name of the Members	Nature of Membership
1	Shri R.S. Rathore	Chairman
2	Shri Abhijit Sarkar	Member
3.	Shri Nand Lal	Member

EXTRACT OF ANNUAL RETURN:

As required, pursuant to Section 92(3) of the Companies Act, 2013 and Rule 12(1) of the Companies (Management and Administration) Rules, 2014, an extract of Annual Return in Form-MGT 9 as a part of this Annual Report has been enclosed as Annexure-I.

PERSONNEL:

Disclosures pertaining to remuneration and other details as required under Section 197(12) of the Act read with Rule 5(1) of the Companies (Appointment and Remuneration of Managerial Personnel) Rules, 2014 are not required to be reported during the year.

ADEQUACY OF INTERNAL FINANCIAL CONTROL

Your Company Internal Financial Control System are Commensurate with the nature, size and complexity of the Business and Operations. They are routinely tested and certified by Internal Auditors. Significant Audit Observation and the Follow up actions are reported to the Audit Committee.

DIRECTORS RESPONSIBILITY STATEMENT

In accordance with the provisions of Section 134(5) of the Companies Act, 2013 the Board hereby submit its responsibility Statement:-

- (a) in the preparation of the annual accounts, the applicable accounting standards had been followed along with proper explanation relating to material departures;
- (b) the Directors had selected such accounting policies and applied them consistently and made judgments and estimates that are reasonable and prudent so as to give a true and fair view of the state of affairs of the Company at the end of the financial year and of the profit and loss of the Company for that period;
- (c) the Directors had taken proper and sufficient care for the maintenance of adequate accounting records in accordance with the provisions of this Act for safeguarding the assets of the Company and for preventing and detecting fraud and other irregularities;
- (d) the Directors had prepared the Annual Accounts on a going concern basis; and
- (e) the Directors, in the case of a listed Company, had laid down internal financial controls to be followed by the Company and that such internal financial controls are adequate and were operating effectively.-

Internal financial control means the policies and procedures adopted by the Company for ensuring the orderly and efficient conduct of its business including adherence to Company's policies, the safeguarding of its assets, the prevention and detection of frauds and errors, the accuracy and completeness of the accounting records and the timely preparation of reliable financial information.

- (f) the Directors had devised proper systems to ensure compliance with the provisions of all applicable laws and that such systems were adequate and operating effectively.

PARTICULARS OF LOANS, GUARANTEES OR INVESTMENTS MADE UNDER SECTION 186 OF THE COMPANIES ACT, 2013

Details of loans, guarantees, investments and security provided pursuant to the provisions of Section 186 of the Companies Act, 2013, are provided in notes forming part of the financial statements.

PARTICULARS OF CONTRACTS OR ARRANGEMENTS MADE WITH RELATED PARTIES

Details of the transactions with Related Parties are provided in the accompanying financial statements. There were no transactions during the year which would require to be reported in Form AOC.2.

CONSERVATION OF ENERGY, TECHNOLOGY ABSORPTION, FOREIGN EXCHANGE EARNINGS AND OUTGO

The provisions of Section 134(m) of the Companies Act, 2013 do not apply to our Company. There was no foreign exchange inflow or Outflow during the year under review.

GENERAL

There have been no material changes and commitments, which can affect the financial position of the Company between the end of the Financial Year and the date of this Report. Statutory Auditors of the Company have not reported any incident related to fraud during the financial year 2017-18 to the Audit Committee or Board of Directors under Section 143(12) of the Companies Act 2013.

During the year the Company has become subsidiary of Sahara One Media and Entertainment Limited.

There is no change in the nature of Business.

BOARD EVALUATION

Pursuant to the provisions of the Companies Act, 2013, the Board has carried out the annual performance evaluation of its own performance, the Directors individually as well as the evaluation of its committees. The performance of individual directors was evaluated on parameters such as level of engagement and contribution, independence of judgement, safeguarding the interest of the Company and its minority shareholders, time devoted etc.

ACKNOWLEDGEMENTS

Your Directors place on record their sincere thanks to bankers, business associates, consultants, for their continued support extended to your Companies activities during the year under review. Your Directors also acknowledges gratefully the shareholders for their support and confidence reposed on your Company.

For and on behalf of the Board
Sahara Sanchaar Limited

Date: 10.08.2018
Place: Lucknow

Chinta Mani Sukul
Director
DIN: 00107224

Nand Lal
Director
DIN: 00183676

Annexure-1

Form No. MGT-9

EXTRACT OF ANNUAL RETURN

As on the Financial Year ended on 31st March, 2017
[Pursuant to Section 92(3) of the Companies Act, 2013 and rule 12(1) of the
Companies (Management and Administration) Rules, 2014]

I. REGISTRATION AND OTHER DETAILS

CIN:	U74140WB1997PLC112293
Registration Date:	11/12/1997
Name of the Company:	Sahara Sanchaar Limited
Category/ Sub-Category of the Company:	Public Limited Company
Address of the registered office and contact details:	Sahara India Sadan, 2A, Sahakespeare Sarani Kolkata West Bengal- 700071 Email ID: command.statutory@sahara.in
Whether listed Company:	NO
Name, Address and Contact details of Registrar and Transfer Agent, if any:	N/A

II. PRINCIPAL BUSINESS ACTIVITIES OF THE COMPANY

All the business activities contributing 10% or more of the total turnover of the Company shall be stated:

S.No	Name and Description of main products/services	NIC Code of the Product/Services	% to total turnover of the Company
1.	Broadcasting and programming activities	602 Television programming and broadcasting activities	100%

III. PARTICULARS OF HOLDING, SUBSIDIARY AND ASSOCIATE COMPANIES

S.No	Name and address of the Company	CIN/GLN	Holding/Subsidiary/Associate	% of Shares Held	Applicable Section
1.	Sahara One Media and Entertainment Limited	U74140WB1997PLC112293	Holding	54.17	2(46)

IV. SHAREHOLDING PATTERN (Equity Share Capital Breakup as percentage of total Equity:
i) Category Wise Shareholding:

Categories of Shareholders	No. of Shares held at the beginning of the year				No. of the shares held at the end of the year				% Change during the year
	Demat	Physical	Total	% of Total Shares	Demat	Physical	Total	% of Total Shares	
A. Promoter									
1. Indian									
a) Individual	-	2910000	2910000	0.66	-	2910000	2910000	0.66	-
b) Central Govt.	-	-	-	-	-	-	-	-	-
c) State Govt(s)	-	-	-	-	-	-	-	-	-
d) Bodies Corporate	-	440872790	440872790	99.34	-	440872790	440872790	99.34	-
e) Banks/FIs	-	-	-	-	-	-	-	-	-
f) Any other(s)	-	-	-	-	-	-	-	-	-
Sub Total(A)(1)	-	443782790	443782790	100	-	44378,790	443782790	100	-
2. Foreign									
a) NRIs Individual	-	-	-	-	-	-	-	-	-
b) Other Individuals	-	-	-	-	-	-	-	-	-
c) Bodies Corporate	-	-	-	-	-	-	-	-	-
d) Banks/FI	-	-	-	-	-	-	-	-	-
e) Any other(s)	-	-	-	-	-	-	-	-	-
Sub Total(A)(2)	-	-	-	-	-	-	-	-	-
Total Shares of Promoters(A)		443782790	443782790	100	-	443782790	443782790	100	-
B. Public shareholding									
1. Institutions									
a) Mutual Funds/ UTI	-	-	-	-	-	-	-	-	-
b) Banks/FI	-	-	-	-	-	-	-	-	-
c) Central Govt.	-	-	-	-	-	-	-	-	-
d) State Govt.	-	-	-	-	-	-	-	-	-
e) Venture Capital Funds	-	-	-	-	-	-	-	-	-
f) Insurance Companies	-	-	-	-	-	-	-	-	-
g) FII	-	-	-	-	-	-	-	-	-
h) Foreign Venture Capital Funds	-	-	-	-	-	-	-	-	-
i) Any Other	-	-	-	-	-	-	-	-	-
Sub-Total (B)(1)	-	-	-	-	-	-	-	-	-
2. Non-institutions									
a) Bodies Corporate	-	-	-	-	-	-	-	-	-
i) Indian	-	-	-	-	-	-	-	-	-
ii) Overseas	-								
b) Individuals	-	-	-	-	-	-	-	-	-
i) Individuals shareholders holding nominal share capital up to Rs 1 lakh	-	-	-	-	-	-	-	-	-
ii) Individual shareholders holding nominal share capital in excess of Rs. 1 lakh.	-	-	-	-	-	-	-	-	-
c) Other (specify									

Hindu Undivided Family	-	-	-	-	-	-	--	-	-
Sub-Total (B)(2)	-	-	-	-	-	-	-	-	-
Total Public Shareholding									
(B)= (B)(1)+(B)(2)	-	-	-	-	--	-	-	-	-
C. Shares held by Custodians for GDRs & ADRs	-	-	-	-	-	-	-	-	-
Grand Total (A)+(B)+(C)	-	443782790	443782790	100	-	443782790	443782790	100	—

ii) Shareholding of Promoters:

SI No.	Shareholders Name	Shareholding at the beginning of the year			Shareholding at the end of the year			% Change in share holding during the year
		No. of Shares	% of total Shares of the company	% of Shares Pledged / encumbered to total shares	No. of Shares	% of total Shares of the company	% of Shares Pledged / encumbered to total shares	
1.	Shri Subrata Roy Sahara	180000	0.41	-	180000	0.41	-	-
2.	Smt. Swapna Roy	36000	0.08	-	36000	0.08	-	-
3.	Shri O.P. Srivastava	36000	0.08	-	36000	0.08	-	-
4.	Shri J.B. Roy	36000	0.08	-	36000	0.08	-	-
5.	Shri Ashok Roy Choudhary	3000	0.01	-	3000	0.0067	-	-
6.	M/s Sahara India Commercial Corporation Limited	38081279	85.81	-	20037801	45.15	-	-
7.	M/s Sahara India Financial Corporation Limited	6000	0.01	-	6000	0.01	-	-
8	M/s Sahara One Media and Entertainment Limited	60,00,000	13.52	-	24043478	54.17	-	-
	Total	44378279	100	-	44378279	100		-

iii)Change in Promoter's Shareholding:

Sahara One Media and Entertainment Limited

SI No.		Shareholding at the beginning of the year		Cumulative Shareholding during the year	
		No. of Shares	% of total Shares of the Company	No. of Shares	% of total Shares of the Company
1	At the Beginning of the Year	6000000	13.52		
2	Date wise increase in promoters Shareholding during the Year-20.12.2018 Reason for increase/decrease	18043478	40.65	-	-
		Investment made by the Company in Sahara Sanchaar Limited by purchase of 1,80,43,478 (One Crore Eighty Lakh Forty Three Thousand Four Hundred Seventy Eight) Equity Shares of face value of Rs. 10/- each (Rupees Ten Only) each at a consideration of Rs. 46/- from Sahara India Commercial Corporation Limited			
3	At the end of the Year	24043478	54.17	-	-

iv)Shareholding Pattern of top ten Shareholders (Other than Directors, promoters and Holders of GDRs and ADRs):

1. For Each of the Top 10 Shareholders

SI No.		Shareholding at the beginning of the year		Cumulative Shareholding during the year	
		No. of Shares	% of total Shares of the Company	No. of Shares	% of total Shares of the Company
1	At the Beginning of the Year	-	-	-	-
2	Date wise increase/decrease in promoters Shareholding during the Year Reason for increase/decrease	No Change during the year			
3	At the end of the Year	-	-	-	-

v)Shareholding of Directors and Key Managerial Personnel:

NO DIRECTORS AND KEY MANAGERIAL PERSON HOLD ANY SHARES IN COMPANY

SI No.	Name	Period	Shareholding at the beginning of the year		Cumulative Shareholding during the year	
			No. of Shares	% of total Shares of the Company	No. of Shares	% of total Shares of the Company

V. INDEBTEDNESS

SECURED LOANS

Indebtedness of the Company including interest outstanding/accrued but not due for payment

SI No.	Particulars	Secured Loans excluding deposits	Unsecured Loans	Deposits
	Indebtedness at the beginning of the financial year			
1.	Principal Amount:	-	-	-
2.	Interest due but not paid	-	-	-
3.	Interest accrued but not paid:	-	-	-
	Total	-	-	-
	Change in Indebtedness during the financial year			
1.	Addition	-	-	-
2.	Reduction	-	-	-
	Net Change	-	-	-
	Indebtedness at the end of the financial year			
1.	Principal Amount:	-	-	-
2.	Interest due but not paid	-	-	-
3.	Interest accrued but not paid:	-	-	-
	Total	-	-	-

VI. REMUNERATION OF DIRECTORS AND KEY MANAGERIAL PERSONNEL (Rs.)

a) Remuneration to Managing Director, Whole-time Directors and/or Manager:

Sl No.	Particulars of Remuneration	Name of MD/WTD/Manager / Executive Director			Total Amount
1.	Gross salary				
	(a) Salary as per provisions contained in section 17(1) of the Income-tax Act, 1961	0	0	0	0
		0	0	0	0
	(b) Value of perquisites u/s 17(2) Income-tax Act, 1961				
	(c) Profits in lieu of salary under section 17(3) Income-tax Act, 1961				
2.	Stock Option	-	-	-	-
3.	Sweat Equity	-	-	-	-
4.	Commission				
	- as % of profit	-	-	-	-
	- others, specify...				
5.	Others, please specify	-	-	-	-
	Total (A)	0			
	Ceiling as per the Act	-	-	-	-

b) Remuneration to other Directors:

Sl No.	Particulars of Remuneration	Name of Director			Total Amount (Rs.)
	3. Independent Directors				
	• Fee for attending board / committee meetings				
	• Commission				
	• Others, please specify				
	Total (1)				
	2. Other Non-Executive Directors				
	• Fee for attending board / committee meetings				
	• Commission				
	• Others, please specify				
	Total (2)				
	Total (B)=(1+2)				
	Total Managerial Remuneration				
	Overall Ceiling as per the Act				

c) Remuneration to key managerial personnel other than MD/Manager/WTD:

SI No.	Particulars of Remuneration	Key Managerial Personnel			Total
		CEO	MD	CFO	
1.	Gross salary (a) Salary as per provisions contained in section 17(1) of the Income-tax Act, 1961 (b) Value of perquisites u/s 17(2) Income-tax Act, 1961 (c) Profits in lieu of Salary under section 17(3) Income-tax Act, 1961	0 0 0	0 0 0	0 0 0	0 0 0
2.	Stock Option	0	0	0	0
3.	Sweat Equity	0	0	0	0
4.	Commission - as % of profit - others, specify...	0	0	0	0
5.	Others, (Sitting Fees)	0	0	0	0
	Total (A)				0

VII. PENALTIES / PUNISHMENT/ COMPOUNDING OF OFFENCES

Type	Section of the Companies Act	Brief Description	Details of Penalty / Punishment/ Compounding fees imposed	Authority [RD/NCLT/ COURT]	Appeal made, if any(give Details)
A.COMPANY					
Penalty	-	-	-	-	-
Punishment	-	-	-	-	-
Compounding	-	-	-	-	-
B. DIRECTORS					
Penalty	-	-	-	-	-
Punishment	-	-	-	-	-
Compounding	-	-	-	-	-
C. OTHER OFFICERS IN DEFAULT					
Penalty	-	-	-	-	-
Punishment	-	-	-	-	-
Compounding	-	-	-	-	-

For and on behalf of the Board
Sahara Sanchaar Limited

Date: 10.08.2018
Place: Lucknow

Chinta Mani Sukul
Director
DIN: 00107224

Nand Lal
Director
DIN: 00183676

TO THE MEMBERS OF SAHARA SANCHAAAR LIMITED

REPORT ON THE FINANCIAL STATEMENTS

We have audited the accompanying financial statements of SAHARA SANCHAAAR LIMITED ("the Company"), which comprise the Balance Sheet as at March 31, 2018, and the Statement of Profit and Loss (including Other Comprehensive Income), the Cash Flow Statement and the Statement of Changes in Equity for the year then ended, and a summary of the significant accounting policies and other explanatory information (hereinafter referred to as "Ind AS financial statements")

MANAGEMENT'S RESPONSIBILITY FOR THE IND AS FINANCIAL STATEMENTS

The Company's Board of Directors is responsible for the matters stated in Section 134(5) of the Companies Act, 2013 ("the Act") with respect to the preparation of these Ind AS financial statements that give a true and fair view of the financial position, financial performance including other comprehensive income, cash flows and changes in equity of the Company in accordance with the accounting principles generally accepted in India, including the Indian Accounting Standards (Ind AS) prescribed under section 133 of the Act read with relevant rules issued thereunder.

This responsibility also includes maintenance of adequate accounting records in accordance with the provisions of the Act for safeguarding the assets of the Company and for preventing and detecting frauds and other irregularities; selection and application of appropriate accounting policies; making judgments and estimates that are reasonable and prudent; and design, implementation and maintenance of adequate internal financial controls, that were operating effectively for ensuring the accuracy and completeness of the accounting records, relevant to the preparation and presentation of the Ind AS financial statements that give a true and fair view and are free from material misstatement, whether due to fraud or error.

AUDITORS' RESPONSIBILITY

Our responsibility is to express an opinion on these Ind AS financial statements based on our audit.

We have taken into account the provisions of the Act, the accounting and auditing standards and matters which are required to be included in the audit report under the provisions of the Act and the Rules made thereunder.

We conducted our audit of the Ind AS financial statements in accordance with the Standards on Auditing specified under Section 143(10) of the Act. Those Standards require that we comply with ethical requirements and plan and perform the audit to obtain reasonable assurance about whether the Ind AS financial statements are free from material misstatement.

An audit involves performing procedures to obtain audit evidence about the amounts and the disclosures in the Ind AS financial statements. The procedures selected depend on the auditor's judgment, including the assessment of the risks of material misstatement of the Ind AS financial statements, whether due to fraud or error. In making those risk assessments, the auditor considers internal financial control relevant to the Company's preparation of the Ind AS financial statements that give a true and fair view in order to design audit procedures that are appropriate in the circumstances. An audit also includes evaluating the appropriateness of the accounting policies used and the reasonableness of the accounting estimates made by the Company's Board of Directors, as well as evaluating the overall presentation of the Ind AS financial statements.

We believe that the audit evidence we have obtained is sufficient and appropriate to provide a basis for our audit opinion on the Ind AS financial statements.

OPINION

In our opinion and to the best of our information and according to the explanations given to us, the aforesaid Ind AS financial statements give the information required by the Act in the manner so required and give a true and fair view in conformity with the accounting principles generally accepted in India, of the state of affairs of the Company as at March 31, 2018, and its Loss, total comprehensive income, its cash flows and the changes in equity for the year ended on that date.

Other Matters

The comparative financial information of the Company for the year ended 31st March 2017 and the transition date opening balance sheet as at 1st April 2016 included in these Ind AS financial statements, are based on the previously issued statutory financial statements prepared in accordance with the Companies (Accounting Standards) Rules, 2006 audited by the predecessor auditor whose report for the year ended 31st March 2017 and 31st March 2016 dated 28-08-2017 and 02-09-2016 respectively expressed an unmodified opinion on those financial statements, as adjusted for the differences in the accounting principles adopted by the Company on transition to the Ind AS, which have been audited by us. Our opinion is not modified in respect of this matter.

REPORT ON OTHER LEGAL AND REGULATORY REQUIREMENTS

1. As required by Section 143(3) of the Act, we report, that:
 - a) We have sought and obtained all the information and explanations which to the best of our knowledge and belief were necessary for the purposes of our audit;
 - b) In our opinion, proper books of account as required by law have been kept by the Company so far as it appears from our examination of those books
 - c) The Balance Sheet, the Statement of Profit and Loss including Other Comprehensive Income, the Cash Flow Statement and Statement of Changes in Equity dealt with by this Report are in agreement with the relevant books of account.
 - d) In our opinion, the aforesaid Ind AS financial statements comply with the Indian Accounting Standards prescribed under section 133 of the Act read with relevant rules issued thereunder.
 - e) On the basis of the written representations received from the directors as on March 31, 2018 taken on record by the Board of Directors, none of the directors is disqualified as on March 31, 2018 from being appointed as a director in terms of Section 164(2) of the Act;
 - f) With respect to the adequacy of the internal financial controls over financial reporting of the Company and the operating effectiveness of such controls, refer to our separate Report in "Annexure A"
 - g) With respect to the other matters to be included in the Auditor's Report in accordance with Rule 11 of the Companies (Audit and Auditors) Rules, 2014, as amended, in our opinion and to the best of our information and according to the explanations given to us:
 - i. The Company has no pending litigations to disclose on its financial position in its financial statements.
 - ii. There were no amounts, required to be transferred, to the Investor Education and Protection Fund by the Company.
2. As required by the Companies (Auditor's Report) Order, 2016 ("the Order") issued by the Central Government in terms of Section 143(11) of the Act, we give in "Annexure B" a statement on the matters specified in paragraphs 3 and 4 of the Order.

For AGP & Associates.
Chartered Accountants
FRNo. 011695C

Place: Delhi/NCR
Date: May 29, 2018

(Abhishek Gupta)
Proprietor
Membership No. 403758

ANNEXURE "A"

TO THE INDEPENDENT AUDITORS' REPORT ON THE IND AS FINANCIAL STATEMENTS OF SAHARA SANCHAAAR LIMITED

(Referred to in paragraph 1 (f) under 'Report on Other Legal and Regulatory Requirements' of our report of even date)

REPORT ON THE INTERNAL FINANCIAL CONTROLS OVER FINANCIAL REPORTING UNDER CLAUSE (I) OF SUB-SECTION 3 OF SECTION 143 OF THE COMPANIES ACT, 2013 ("THE ACT")

We have audited the internal financial controls over financial reporting of SAHARA SANCHAAAR LIMITED ("the Company") as of 31st March, 2018 in conjunction with our audit of the Ind AS financial statements of the Company for the year ended on that date.

MANAGEMENT'S RESPONSIBILITY FOR INTERNAL FINANCIAL CONTROLS

The Company's management is responsible for establishing and maintaining internal financial controls based on the internal control over financial reporting criteria established by the Company considering the essential components of internal control stated in the Guidance Note on Audit of Internal Financial Controls Over Financial Reporting (the "Guidance Note") issued by the Institute of Chartered Accountants of India. These responsibilities include the design, implementation and maintenance of adequate internal financial controls that were operating effectively for ensuring the orderly and efficient conduct of its business, including adherence to Company's policies, the safeguarding of its assets, the prevention and detection of frauds and errors, the accuracy and completeness of the accounting records, and the timely preparation of reliable financial information, as required under the Companies Act, 2013.

AUDITORS' RESPONSIBILITY

Our responsibility is to express an opinion on the Company's internal financial controls over financial reporting based on our audit. We conducted our audit in accordance with the Guidance Note and the Standards on Auditing prescribed under Section 143(10) of the Companies Act, 2013, to the extent applicable to an audit of internal financial controls. Those Standards and the Guidance Note require that we comply with ethical requirements and plan and perform the audit to obtain reasonable assurance about whether adequate internal financial controls over financial reporting was established and maintained and if such controls operated effectively in all material respects.

Our audit involves performing procedures to obtain audit evidence about the adequacy of the internal financial controls system over financial reporting and their operating effectiveness. Our audit of internal financial controls over financial reporting included obtaining an understanding of internal financial controls over financial reporting, assessing the risk that a material weakness exists, and testing and evaluating the design and operating effectiveness of internal control based on the assessed risk. The procedures selected depend on the auditor's judgement, including the assessment of the risks of material misstatement of the Ind AS financial statements, whether due to fraud or error.

We believe that the audit evidence we have obtained is sufficient and appropriate to provide a basis for our audit opinion on the Company's internal financial controls system over financial reporting.

MEANING OF INTERNAL FINANCIAL CONTROLS OVER FINANCIAL REPORTING

A company's internal financial control over financial reporting is a process designed to provide reasonable assurance regarding the reliability of financial reporting and the preparation of financial statements for external purposes in accordance with generally accepted accounting principles. A company's internal financial control over financial reporting includes those policies and procedures that (1) pertain to the maintenance of records that, in reasonable detail, accurately and fairly reflect the transactions and dispositions of the assets of the company; (2) provide reasonable assurance that transactions are recorded as necessary to permit preparation of financial statements in accordance with generally accepted accounting principles, and that receipts and expenditures of the company are being made only in accordance with authorisations of management and directors of the company; and (3) provide reasonable assurance regarding prevention or timely detection of unauthorised acquisition, use or disposition of the company's assets that could have a material effect on the financial statements.

INHERENT LIMITATIONS OF INTERNAL FINANCIAL CONTROLS OVER FINANCIAL REPORTING

Because of the inherent limitations of internal financial controls over financial reporting, including the possibility of collusion or improper management override of controls, material misstatements due to error or fraud may occur and not be detected. Also, projections of any evaluation of the internal financial controls over financial reporting to future periods are subject to the risk that the internal financial control over financial reporting may become inadequate because of changes in conditions, or that the degree of compliance with the policies or procedures may deteriorate.

OPINION

In our opinion, to the best of our information and according to the explanations given to us, the Company has, in all material respects, an adequate internal financial controls system over financial reporting and such internal financial controls over financial reporting were operating effectively as at 31st March, 2018, based on the internal control over financial reporting criteria established by the Company considering the essential components of internal control stated in the Guidance Note.

For AGP & Associates.
Chartered Accountants
FRNo. 011695C

Place: Delhi/NCR
Date: May 29, 2018

(Abhishek Gupta)
Proprietor
Membership No. 403758

ANNEXURE "B"

TO THE INDEPENDENT AUDITORS' REPORT ON THE IND AS FINANCIAL STATEMENTS OF SAHARA SANCHAAAR LIMITED

(Referred to in paragraph 2, under 'Report on Other Legal and Regulatory Requirements' section of our Report of even date)

- i (a) The Company has maintained proper records showing full particulars, including quantitative details and situation of fixed assets.
- (b) The Company has a regular programme of physical verification of its fixed assets by which fixed assets are verified in a phased manner, fixed assets were verified during the year and no material discrepancies were noticed on such verification.
- (c) According to the information and explanations given to us and on the basis of our examination of records of the company, the title deeds of immovable properties are held in the name of the company.
- (ii) In our opinion and according to the information and explanations given to us by the management, the company does not hold any physical inventory, thus para 3(ii) of the order is not applicable.
- (iii) According to information and explanations given to us, the Company has not granted any loan Secured or unsecured, to the companies, firms, limited liability partnerships or other parties covered in register maintained under section 189 in the Act.
- (iv) In our opinion and according to the information and explanations given to us, the Company has not granted any loan, investments, guarantees, and security covered under section 185 or 186 of the Act, accordingly clause (iv) of the order are not applicable to the company for the year ended March 2018.

- (v) The company has not accepted any deposits from the public within the meaning of section 73 to 76 of the Act and the Companies (Acceptance of Deposits) Rules, 2014 (as amended). Accordingly, the provisions of clause 3(v) of the order are not applicable.
- (vi) To the best of our knowledge and as explained, the Central Government has not prescribed maintenance of cost records under sub-section (1) of section 148 of the Companies Act, 2013 for the products of the Company.
- (vii) (a) Except the cases reported below, there is no other undisputed statutory dues including provident fund, employees' state insurance, income tax, sales tax, wealth-tax, service tax, customs duty Cess and other statutory dues, which were in arrear as at 31st March 2018 for a period of more than six months from the date they became payable:

Name of the Statute	Nature of Dues	Amount (Rs. in '000)
Income tax Department	Tax deducted at source	5,908.69
Provident Fund Trust	Provident Fund	95.81
West Bengal State Tax (Professional Tax)	Professional Tax	1.00
Income tax Department	Interest on Tax Deducted at Source	2304.00

- (b) As per explanation and information provided to us there are no disputed dues of income tax or sales tax or service tax or duty of customs or duty of excise or value added tax as at the end of the year.

The Company does not have any loan or borrowings from any financial institution, banks, government or debenture holders during the year. Accordingly, paragraph 3(viii) of the Order is not applicable.

The company did not raise any money by way of initial public offer or further public offer (including debt instruments) and terms loans during the year. Accordingly, paragraph 3(ix) of the Order is not applicable.

According to information and explanations given to us by the management, no fraud by the Company or on the company by its officers or employees has been noticed or reported during the course of our audit.

No Managerial remuneration has been paid or provided during the year.

In our opinion and According to information and explanations given to us, the Company is not a nidhi company. Accordingly, paragraph 3(xii) of the Order is not applicable.

The company has complied with Section 177 and 188 of the Act where applicable and details of such transactions have been disclosed in the financial statements as required by the applicable accounting standards.

According to information and explanations given to us and based on our examination of the records of the Company, the company has not made any preferential allotment or private placement of shares or fully or partly convertible debentures during the year.

According to information and explanations given to us and based on our examination of the records of the Company, the company has not entered into non-cash transactions with directors or persons connected with him. Accordingly, paragraph 3(xv) of the Order is not applicable.

According to information and explanations given to us and based on our examination of the records of the Company, the company is not required to be registered under Section 45-IA of the Reserve Bank of India Act 1934.

Place: Delhi/NCR
Date: May 29, 2018

For AGP & Associates.
Chartered Accountants
FRNo. 011695C

(Abhishek Gupta)
Proprietor
Membership No. 403758

SAHARA SANCHAAAR LIMITED

Balance sheet as at 31 March 2018

	Notes	31 March 2018 Rs. (000)	31 March 2017 Rs. (000)
ASSETS			
(1) Non-current assets			
(a) Property, plant and equipment	3	348,016.55	466,017.54
(b) Financial assets	4		
(i) Investments		0.09	0.09
(ii) Other financial assets		8,949.25	10,639.63
© Non-current tax assets (net)	5	12,359.98	55,810.16
Total non-current assets		369,325.87	532,467.42
(2) Current assets			
(a) Financial assets			
(i) Other financial assets	4	3,279.57	1,396.25
(ii) Trade receivables	6	826,835.63	685,009.41
(iii) Cash and cash equivalents	7	4,529.27	1,595.13
(b) Other current assets	8	20,107.64	51,062.33
Total current assets		854,752.11	739,063.12
TOTAL ASSETS		1,224,077.98	1,271,530.54
EQUITY AND LIABILITIES			
Equity			
(a) Equity share capital	9	443,782.79	443,782.79
(b) Other equity			
(i) Share premium	10	971,706.98	971,706.98
(ii) Retained earnings		(313,241.14)	(308,735.62)
Total equity		1,102,248.63	1,106,754.15
Liabilities			
(1) Non-current liabilities			
(a) Net employee defined benefit liabilities	11	497.93	866.33
(b) Deferred tax liabilities	12	2,696.81	26,172.67
Total non-current liabilities		3,194.74	27,039.00
(2) Current liabilities			
(a) Financial liabilities			
(i) Trade payables	13	100,264.50	104,936.33
(ii) Other payables	14	18,355.26	32,782.48
(b) Net employee defined benefit liabilities	11	14.85	18.58
Total current liabilities		118,634.61	137,737.39
Total liabilities		121,829.35	164,776.39
TOTAL EQUITY AND LIABILITIES		1,224,077.98	1,271,530.54

The accompanying notes are an integral part of the financial statements.

As per our report of even date

For AGP & Associates
Firm Registration No. 011695C
Chartered Accountants

Abhishek Gupta
Proprietor
Membership No.403758
NCR/Delhi: May 29, 2018

For and on behalf of the Board of Directors of
Sahara Sanchaar Limited

C. M. Sukul
Director
DIN- 00107224

R. S. Dubey
Director
DIN - 00097186

SAHARA SANCHAAAR LIMITED**Statement of profit and loss for the year ended 31 March 2018**

	Notes	31 March 2018 Rs. (000)	31 March 2017 Rs. (000)
Revenue			
Revenue from operations	15	118,965.00	118,965.12
Other income	16	22,080.16	76.44
Total income		141,045.16	119,041.56
Expenses			
Employee benefits expense	17	2,149.34	2,342.16
Depreciation and amortization expense	3	107,635.74	153,202.79
Finance costs	18	578.32	7,832.90
Other expenses	19	58,869.75	51,679.93
Total expenses		169,233.15	215,057.78
Profit/(loss) before tax		(28,187.99)	(96,016.22)
Tax expenses			
Current tax		-	-
Deferred tax		23,475.86	32,807.84
Total tax expense		23,475.86	32,807.84
Net profit/(loss) for the year		(4,712.13)	(63,208.38)
Other comprehensive income			
Items that will not be reclassified to statement of profit or loss			
Re-measurement gains (losses) on defined benefit plans		206.61	(121.16)
Income tax effect		-	-
Other comprehensive income for the year		206.61	(121.16)
Total comprehensive income for the year		(4,505.52)	(63,329.54)
Earnings per equity share of face value of Rs. 10 each			
Basic and diluted earning per share	20	(0.10)	(1.43)

The accompanying notes are an integral part of the financial statements.

As per our report of even date

For AGP & Associates
Firm Registration No. 011695C
Chartered Accountants

Abhishek Gupta
Proprietor
Membership No.403758
NCR/Delhi: May 29, 2018

For and on behalf of the Board of Directors of
Sahara Sanchaar Limited

C. M. Sukul
Director
DIN- 00107224

R. S. Dubey
Director
DIN - 00097186

SAHARA SANCHAAAR LIMITED**Cash flow statement for the year ended March 31, 2018**

	31 March 2018 Rs. (000)	31 March 2017 Rs. (000)
Cash flow from operating activities		
Net profit \ (loss) before tax as per statement of profit and loss	(27,981.38)	(96,137.38)
Non-cash adjustment to reconcile profit before tax to net cash flows		
Depreciation and amortization expense	107,635.74	153,202.79
Loss on discard of fixed assets	7,654.47	-
Provision for doubtful advances	70.68	-
Bad debts / advances written off	10,359.46	-
Excess provision written back	(240.28)	(69.51)
Interest expenses	577.64	7,832.50
Interest on income tax refund	(21,839.88)	-
Operating profit before working capital changes	76,236.45	64,828.40
Movements in working capital :		
Increase/ (decrease) in trade payables	(4,671.85)	31,622.95
Increase / (decrease) in Net employee defined benefit liabilities	(3.73)	3.32
Increase/ (decrease) in Other payables	(14,427.22)	8,593.23
Increase/ (decrease) in Non-current liabilities	(368.40)	134.18
Decrease / (increase) in Other non-current financial assets	1,690.37	-
Decrease / (increase) in Other current assets	20,764.84	1,078.39
Decrease / (increase) in trade receivables	(141,826.22)	(98,500.76)
Decrease / (increase) in Other current financial assets	(1,883.31)	(4.91)
Cash generated from /(used in) operations	(64,489.08)	7,754.80
Direct taxes paid (net of refunds)	43,450.19	(49.63)
Net cash flow from/ (used in) operating activities (A)	(21,038.90)	7,705.17
Cash flows from investing activities		
Insurance claim received on loss of fixed assets	2,710.79	-
Net cash flow from/ (used in) investing activities (B)	2,710.79	-
Cash flows from financing activities		
Interest Income	21,839.88	-
Interest paid	(577.64)	(7,832.50)
Net cash flow from/ (used in) in financing activities (C)	21,262.25	(7,832.50)
Net increase in cash and cash equivalents (A + B + C)	2,934.14	(127.33)
Cash and cash equivalents at the beginning of the year	1,595.13	1,722.46
Cash and cash equivalents at the end of the year	4,529.27	1,595.13
Components of cash and cash equivalents		
Cash on hand	48.04	58.50
With banks -		
on current account	4,481.23	1,536.63
on deposit account	-	-
Total cash and cash equivalents	4,529.27	1,595.13

Summary of significant accounting policies

2.1

As per our report of even date

For AGP & Associates
Firm Registration No. 011695C
Chartered Accountants

For and on behalf of the Board of Directors of
Sahara Sanchaar Limited

Abhishek Gupta
Proprietor
Membership No.403758
NCR/Delhi: May 29, 2018

C. M. Sukul
Director
DIN- 00107224

R. S. Dubey
Director
DIN - 00097186

SAHARA SANCHAAAR LIMITED**Statement for change in equity for the year ended 31 March 2018**

	Equity share capital	Share premium	Retained earnings	Total Rs. ('000)
Balance as at 1 April 2016	443,782.79	971,706.98	(245,406.08)	1170083.69
Profit for the year		(63,208.38)	(63,208.38)	
Other Comprehensive Income			(121.16)	(121.16)
Balance as at 31 March 2017	443,782.79	971,706.98	(308,735.62)	1,106,754.15
Profit for the year		(4,712.13)	(4,712.13)	
Other comprehensive income for the year (net of tax)			206.61	206.61
Balance as at 31 March 2018	443,782.79	971,706.98	(313,241.14)	1,102,248.63

As per our report of even date

For AGP & Associates
Firm Registration No. 011695C
Chartered Accountants

For and on behalf of the Board of Directors of
Sahara Sanchaar Limited

Abhishek Gupta
Proprietor
Membership No.403758
NCR/Delhi: May 29, 2018

C. M. Sukul
Director
DIN- 00107224

R. S. Dubey
Director
DIN - 00097186

Sahara Sanchaar Limited

Notes to financial statements for the year ended 31 March 2018

1. Corporate information

Sahara Sanchaar Limited ("The Company") is a public company domiciled in India. The Company is primarily engaged in the assets and equipment leasing business.

2. Basis of preparation and presentation

The financial statements have been prepared on the historical cost basis except for following assets and liabilities which have been measured at fair value amount:

- i) Certain financial assets and liabilities,
- ii) Defined benefit plans - plan assets and

The financial statements of the Company have been prepared to comply with the Indian Accounting standards ('Ind AS'), including the rules notified under the relevant provisions of the Companies Act, 2013.

Upto the year ended March 31, 2017, the Company has prepared its financial statements in accordance with the requirement of Indian Generally Accepted Accounting Principles (GAAP), which includes Standards notified under the Companies (Accounting Standards) Rules, 2006 and considered as "Previous GAAP".

These financial statements are the Company's first Ind AS standalone financial statements.

Company's financial statements are presented in Indian Rupees (₹ 000), which is also its functional currency.

2.1 Summary of significant accounting policies

a) Statement of compliance

The financial statements have been prepared in accordance with the Indian Accounting Standards (referred to as "Ind AS") prescribed under section 133 of the Companies Act, 2013 read with Companies (Indian Accounting Standards) Rules, as amended from time to time.

b) Use of estimates and critical accounting judgements

In the preparation of financial statements, the company makes judgements, estimates and assumptions about the carrying values of assets and liabilities that are not readily apparent from other sources. The estimates and associated assumptions are based on historical experience and other factors that are considered to be relevant. Actual results may differ from these estimates.

Estimates and underlying assumptions are reviewed on an ongoing basis. Revisions to accounting estimates are recognised in the period in which the estimate is revised and future periods affected.

Key source of estimation of uncertainty at the date of financial statements, which may cause material adjustment to the carrying amounts of assets and liabilities within the next financial year, is in respect of impairment, useful lives of property, plant and equipment and intangible assets, valuation of deferred tax assets, provisions and contingent liabilities and fair value measurements of financial instruments as discussed below. Key source of estimation of uncertainty in respect of revenue recognition and employee benefits have been discussed in the respective policies.

c) Property, plant and equipment

Property, plant and equipment are stated at cost, net of recoverable taxes, trade discount and rebates less accumulated depreciation and impairment losses, if any. Such cost includes purchase price, borrowing cost and any cost directly attributable to bringing the assets to its working condition for its intended use, net charges on foreign exchange contracts and adjustments arising from exchange rate variations attributable to the assets.

Subsequent costs are included in the asset's carrying amount or recognised as a separate asset, as appropriate, only when it is probable that future economic benefits associated with the item will flow to the entity and the cost can be measured reliably.

Expenses incurred relating to project, net of income earned during the project development stage prior to its intended use, are considered as pre - operative expenses and disclosed under Capital Work - in - Progress.

Depreciation on property, plant and equipment is provided using straight line method. Depreciation is provided based on useful life of the assets as prescribed in Schedule II to the Companies Act.

The residual values, useful lives and methods of depreciation of property, plant and equipment are reviewed at each financial year end and adjusted prospectively, if appropriate.

Gains or losses arising from de-recognition of a property, plant and equipment are measured as the difference between the net disposal proceeds and the carrying amount of the asset and are recognised in the Statement of Profit and Loss when the asset is de-recognised.

d) Leases

Leases are classified as finance leases whenever the terms of the lease, transfers substantially all the risks and rewards of ownership to the lessee. All other leases are classified as operating leases.

Leased Assets held under finance leases are initially recognised as assets of the Company at their fair value at the inception of the lease or, if lower, at the present value of the minimum lease payments. The corresponding liability to the lessor is included in the balance sheet as a finance lease obligation.

Lease payments are apportioned between finance expenses and reduction of the lease obligation so as to achieve a constant rate of interest on the remaining balance of the liability. Finance expenses are recognised immediately in Statement of Profit and Loss, unless they are directly attributable to qualifying assets, in which case they are capitalized. Contingent rentals are recognised as expenses in the periods in which they are incurred.

A leased asset is depreciated over the useful life of the asset. However, if there is no reasonable certainty that the Company will obtain ownership by the end of the lease term, the asset is depreciated over the shorter of the estimated useful life of the asset and the lease term.

Operating lease payments are recognised as an expense in the Statement of Profit and Loss on a straight-line basis over the lease term except where another systematic basis is more representative of time pattern in which economic benefits from the leased assets are consumed.

e) Intangible assets

Intangible Assets are stated at cost of acquisition net of recoverable taxes, trade discount and rebates less accumulated amortisation/depletion and impairment loss, if any. Such cost includes purchase price, borrowing costs, and any cost directly attributable to bringing the asset to its working condition for the intended use, net charges on foreign exchange contracts and adjustments arising from exchange rate variations attributable to the intangible assets.

Subsequent costs are included in the asset's carrying amount or recognised as a separate asset, as appropriate, only when it is probable that future economic benefits associated with the item will flow to the entity and the cost can be measured reliably.

Gains or losses arising from derecognition of an intangible asset are measured as the difference between the net disposal proceeds and the carrying amount of the asset and are recognised in the Statement of Profit and Loss when the asset is derecognised.

f) Finance cost

Borrowing costs include exchange differences arising from foreign currency borrowings to the extent they are regarded as an adjustment to the interest cost. Borrowing costs that are directly attributable to the acquisition or construction of qualifying assets are capitalised as part of the cost of such assets. A qualifying asset is one that necessarily takes substantial period of time to get ready for its intended use.

Interest income earned on the temporary investment of specific borrowings pending their expenditure on qualifying assets is deducted from the borrowing costs eligible for capitalisation.

All other borrowing costs are charged to the Statement of Profit and Loss for the period for which they are incurred.

g) Inventories

Items of inventories are measured at lower of cost and net realisable value after providing for obsolescence, if any. Cost of inventories comprises of cost of purchase, cost of conversion and other costs including manufacturing overheads net of recoverable taxes incurred in bringing them to their respective present location and condition.

h) Impairment of non-financial assets - property, plant and equipment and intangible assets

The Company assesses at each reporting date as to whether there is any indication that any property, plant and equipment and intangible assets or group of assets, called cash generating units (CGU) may be impaired. If any such indication exists the recoverable amount of an asset or CGU is estimated to determine the extent of impairment, if any. When it is not possible to estimate the recoverable amount of an individual asset, the Company estimates the recoverable amount of the CGU to which the asset belongs.

An impairment loss is recognised in the Statement of Profit and Loss to the extent, asset's carrying amount exceeds its recoverable amount. The recoverable amount is higher of an asset's fair value less cost of disposal and value in use. Value in use is based on the estimated future cash flows, discounted to their present value using pre-tax discount rate that reflects current market assessments of the time value of money and risk specific to the assets.

The impairment loss recognised in prior accounting period is reversed if there has been a change in the estimate of recoverable amount.

i) Provisions

Provisions are recognised when the Company has a present obligation (legal or constructive) as a result of a past event, it is probable that an outflow of resources embodying economic benefits will be required to settle the obligation and a reliable estimate can be made of the amount of the obligation.

If the effect of the time value of money is material, provisions are discounted using a current pre tax rate that reflects, when appropriate, the risks specific to the liability. When discounting is used, the increase in the provision due to the passage of time is recognised as a finance cost.

j) Employee Benefits Expense

Short Term Employee Benefits

The undiscounted amount of short term employee benefits expected to be paid in exchange for the services rendered by employees are recognised as an expense during the period when the employees render the services.

Post-Employment Benefits

Defined Contribution Plans

A defined contribution plan is a post-employment benefit plan under which the Company pays specified contributions to a separate entity. The Company makes specified monthly contributions towards Provident Fund, Superannuation Fund and Pension Scheme. The Company's contribution is recognised as an expense in the Statement of Profit and Loss during the period in which the employee renders the related service.

Defined Benefit Plans

The Company pays gratuity to the employees whoever has completed five years of service with the Company at the time of resignation/superannuation. The gratuity is paid @15 days salary for every completed year of service as per the Payment of Gratuity Act 1972.

The Company is not contributing amount towards gratuity liability to the any approved gratuity fund formed exclusively for gratuity payment to the employees, after dissolution of Sahara Group gratuity fund trust. The gratuity liability is currently unfunded.

The liability in respect of gratuity and other post-employment benefits is calculated using the Projected Unit Credit Method and spread over the period during which the benefit is expected to be derived from employees' services.

Re-measurement of defined benefit plans in respect of post-employment are charged to the Other Comprehensive Income.

k) Tax Expenses

The tax expense for the period comprises current and deferred tax. Tax is recognised in Statement of Profit and Loss, except to the extent that it relates to items recognised in the comprehensive income or in equity. In which case, the tax is also recognised in other comprehensive income or equity.

Current tax

Current tax assets and liabilities are measured at the amount expected to be recovered from or paid to the taxation authorities, based on tax rates and laws that are enacted or substantively enacted at the Balance sheet date.

Deferred tax

Deferred tax is recognised on temporary differences between the carrying amounts of assets and liabilities in the financial statements and the corresponding tax bases used in the computation of taxable profit.

Deferred tax liabilities and assets are measured at the tax rates that are expected to apply in the period in which the liability is settled or the asset realised, based on tax rates (and tax laws) that have been enacted or substantively enacted by the end of the reporting period. The carrying amount of Deferred tax liabilities and assets are reviewed at the end of each reporting period.

l) Foreign currencies transactions and translation

Transactions in foreign currencies are recorded at the exchange rate prevailing on the date of transaction. Monetary assets and liabilities denominated in foreign currencies are translated at the functional currency closing rates of exchange at the reporting date.

Exchange differences arising on settlement or translation of monetary items are recognised in Statement of Profit and Loss except to the extent of exchange differences which are regarded as an adjustment to interest costs on foreign currency borrowings that are directly attributable to the acquisition or construction of qualifying assets, are capitalized as cost of assets.

Non-monetary items that are measured in terms of historical cost in a foreign currency are recorded using the exchange rates at the date of the transaction. Non-monetary items measured at fair value in a foreign currency are translated using the exchange rates at the date when the fair value was measured. The gain or loss arising on translation of non-monetary items measured at fair value is treated in line with the recognition of the gain or loss on the change in fair value of the item (i.e., translation differences on items whose fair value gain or loss is recognised in OCI or Statement of Profit and Loss are also recognised in OCI or Statement of Profit and Loss, respectively).

m) Revenue recognition

Revenue from sale of goods/services is recognised when the significant risks and rewards of ownership have been transferred to the buyer, recovery of the consideration is probable, the associated cost can be estimated reliably, there is no continuing effective control or managerial involvement with the goods, and the amount of revenue can be measured reliably.

Revenue from rendering of services is recognised when the performance of agreed contractual task has been completed.

Revenue from sale of goods is measured at the fair value of the consideration received or receivable, taking into account contractually defined terms of payment and excluding taxes or duties collected on behalf of the government.

Revenue from operations includes sale of goods, services, service tax, excise duty and adjusted for discounts (net), and gain/ loss on corresponding hedge contracts.

Interest income

Interest income from a financial asset is recognised using effective interest rate method.

Dividends

Revenue is recognised when the Company's right to receive the payment has been established.

n) Financial instruments**i) Financial Assets****A. Initial recognition and measurement**

All financial assets and liabilities are initially recognized at fair value. Transaction costs that are directly attributable to the acquisition or issue of financial assets and financial liabilities, which are not at fair value through profit or loss, are adjusted to the fair value on initial recognition. Purchase and sale of financial assets are recognised using trade date accounting.

B. Subsequent measurement**a) Financial assets carried at amortised cost (AC)**

A financial asset is measured at amortised cost if it is held within a business model whose objective is to hold the asset in order to collect contractual cash flows and the contractual terms of the financial asset give rise on specified dates to cash flows that are solely payments of principal and interest on the principal amount outstanding.

b) Financial assets at fair value through other comprehensive income (FVTOCI)

A financial asset is measured at FVTOCI if it is held within a business model whose objective is achieved by both collecting contractual cash flows and selling financial assets and the contractual terms of the financial asset give rise on specified dates to cash flows that are solely payments of principal and interest on the principal amount outstanding.

c) Financial assets at fair value through profit or loss (FVTPL)

A financial asset which is not classified in any of the above categories are measured at FVTPL.

C. Investment in subsidiaries

The Company has accounted for its investments in subsidiaries.

D. Other Equity Investments

All other equity investments are measured at fair value, with value changes recognised in Statement of Profit and Loss, except for those equity investments for which the Company has elected to present the value changes in 'Other Comprehensive Income'.

Non-monetary items that are measured in terms of historical cost in a foreign currency are recorded using the exchange rates at the date of the transaction. Non-monetary items measured at fair value in a foreign currency are translated using the exchange rates at the date when the fair value was measured. The gain or loss arising on translation of non-monetary items measured at fair value is treated in line with the recognition of the gain or loss on the change in fair value of the item (i.e., translation differences on items whose fair value gain or loss is recognised in OCI or Statement of Profit and Loss are also recognised in OCI or Statement of Profit and Loss, respectively).

E. Impairment of financial assets

In accordance with Ind AS 109, the Company uses 'Expected Credit Loss' (ECL) model, for evaluating impairment of financial assets other than those measured at fair value through profit and loss (FVTPL).

Expected credit losses are measured through a loss allowance at an amount equal to:

The 12-months expected credit losses (expected credit losses that result from those default events on the financial instrument that are possible within 12 months after the reporting date); or

Full lifetime expected credit losses (expected credit losses that result from all possible default events over the life of the financial instrument)

For trade receivables Company applies 'simplified approach' which requires expected lifetime losses to be recognised from initial recognition of the receivables. The Company uses historical default rates to determine impairment loss on the portfolio of trade receivables. At every reporting date these historical default rates are reviewed and changes in the forward looking estimates are analysed.

For other assets, the Company uses 12 month ECL to provide for impairment loss where there is no significant increase in credit risk. If there is significant increase in credit risk full lifetime ECL is used.

ii) Financial liabilities**A. Initial recognition and measurement**

All financial liabilities are recognized at fair value and in case of loans, net of directly attributable cost. Fees of recurring nature are directly recognised in the Statement of Profit and Loss as finance cost.

B. Subsequent measurement

Financial liabilities are carried at amortized cost using the effective interest method. For trade and other payables maturing within one year from the balance sheet date, the carrying amounts approximate fair value due to the short maturity of these instruments.

o) Segmental Reporting Policies

Revenue and expenses are identified to segments on the basis of their relationship to the operating activities of the segments. Revenue and expenses, which relate to the enterprise as a whole and are not allocable to segments on a reasonable basis, are included under the head "Other".

p) Earnings Per Share

Basic earnings per share are calculated by dividing the net profit or loss for the period attributable to equity by the weighted average number of equity shares outstanding during the period.

For the purpose of calculating diluted earnings per share, the net profit or loss for the period attributable to equity shareholders and the weighted average number of shares outstanding during the period are adjusted for the effects of all dilutive potential equity shares.

q) Contingent liabilities

A contingent liability is a possible obligation that arises from past events whose existence will be confirmed by the occurrence or non-occurrence of one or more uncertain future events beyond the control of the company or a present obligation that is not recognized because it is not probable that an outflow of resources will be required to settle the obligation. A contingent liability also arises in extremely rare cases where there is a liability that cannot be recognized because it cannot be measured reliably. The company does not recognize a contingent liability but discloses its existence in the financial statements.

r) Cash and Cash equivalents

Cash and cash equivalents in the cash flow statement comprise cash at bank and in hand and short-term investments with an original maturity of three months or less.

s) Exceptions to retrospective application of other Ind AS

i) Estimates

An entity's estimates in accordance with Ind AS at the date of transition to Ind AS shall be consistent with estimates made for the same date in accordance with Previous GAAP (after adjustments to reflect any difference in accounting policies), unless there is an objective evidence that those estimates were in error. The company has not made any changes to estimates made in accordance with Previous GAAP.

ii) Ind AS 109- Financial Instruments (Classification and measurement of financial asset)

Classification and measurement of financial assets shall be made on the basis of facts and circumstances that exist at the date of transition to Ind AS.

iii) Disclosure in respect of Indian Accounting Standard (Ind-AS)-101: First time adoption of Ind-AS

These are the company's first financial statement as per Ind-AS

The Company has adopted Ind AS with effect from 1 April 2016 with comparative being restated. According the impact of transition has been provided in opening Reserves as at 1 April 2016. The figure for the previous period have been restated, regrouped and reclassified whenever required to comply with the requirement of Ind AS and schedule III.

iv) Deemed cost for Property, Plant & Equipment (PPE):

Company has availed exemption under para D7AA of the Appendix D to Ind-AS 101 Which permits as first time adopter to continue with the carrying values for its PPE as at date of transition to Ind-AS measured as per previous GAAP.

v) The Company has elected to measure investment in subsidiaries at cost.

SAHARA SANCHAAAR LIMITED
Notes to financial statements for the year ended 31 March 2018

3. Property, plant and equipment

	Building (Leasehold)	Computers	Furni- ture & Fixt- ure	Electri- cal Fittings	Books	Office Equip- ment	Vehicle (Honda City)	Computers (Leased out)	Plant & Machinery (Leased out)*	Vehicle (Leased out)	Air Condition (Leased Out)	Camera (Leased Out)	Commun- ication Equipment (Leased Out)	Generator (Leased Out)	Electrical Equipment (Leased Out)	Furniture & Fixture (Leased Out)	Office Equipment (Leased Out)	Studio Equipment (Leased Out)	V Sat (Leased Out)	Total
Cost or valuation																				
At 1 April 2016	8,380.16	1,632.90	117.76	47.28	39.00	7.00	1,029.28	140,531.23	402,073.47	3,071.69	21,169.33	180,776.52	93,167.78	8,851.78	25,796.17	25,837.62	2,095.49	933,906.60	121,839.48	1,970,370.54
Additions	-	-	-	-	-	-	-	-	-	-	-	-	-	-	-	-	-	-	-	-
Disposals	-	-	-	-	-	-	-	-	-	-	-	-	-	-	-	-	-	-	-	-
At 31 March 2017	8,380.16	1,632.90	117.76	47.28	39.00	7.00	1,029.28	140,531.23	402,073.47	3,071.69	21,169.33	180,776.52	93,167.78	8,851.78	25,796.17	25,837.62	2,095.49	933,906.60	121,839.48	1,970,370.54
Additions	-	-	-	-	-	-	-	-	-	-	-	-	-	-	-	-	-	-	-	-
Disposals	-	-	-	-	-	-	-	-	-	-	-	-	-	-	-	-	-	-	-	-
At 31 March 2018	8,380.16	1,632.90	117.76	47.28	39.00	7.00	1,029.28	140,531.23	402,073.47	3,071.69	21,169.33	180,776.52	93,167.78	8,851.78	25,796.17	25,837.62	2,095.49	933,906.60	121,839.48	1,970,370.54
Depreciation																				
At 1 April 2016	2,170.21	1,632.90	111.87	44.91	37.05	6.65	393.08	137,376.83	299,083.79	2,102.24	19,658.08	110,097.41	83,979.99	4,556.48	18,520.99	19,611.19	1,990.72	572,473.99	77,301.85	1,351,150.21
Charge for the year	128.69	-	-	-	-	-	127.42	411.72	46,686.96	280.37	87.73	13,696.29	1,833.77	888.67	5,080.60	4,217.56	-	70,543.42	9,219.58	153,202.79
Disposals	-	-	-	-	-	-	-	-	-	-	-	-	-	-	-	-	-	-	-	-
At 31 March 2017	2,298.90	1,632.90	111.87	44.91	37.05	6.65	520.50	137,788.55	345,770.75	2,382.61	19,745.81	123,793.71	85,813.75	5,445.15	23,601.59	23,828.75	1,990.72	643,017.41	86,521.43	1,504,352.99
Charge for the year	128.69	-	-	-	-	-	127.39	-	11,925.79	280.37	87.73	13,696.29	1,833.77	888.67	892.86	716.99	-	67,837.63	9,219.58	107,635.74
Disposals	-	-	-	-	-	-	-	-	-	-	-	-	-	-	-	-	-	25,392.41	-	25,392.41
At 31 March 2018	2,427.58	1,632.90	111.87	44.91	37.05	6.65	647.88	137,788.55	357,696.54	2,662.97	19,833.54	137,490.00	87,647.52	6,333.82	24,494.45	24,545.74	1,990.72	685,462.62	95,741.01	1,586,596.32
Net Block																				
At 31 March 2017	6,081.27	0.00	5.89	2.36	1.95	0.35	508.78	2,742.68	56,302.72	689.08	1,423.52	56,982.82	7,354.03	3,406.64	2,194.58	2,008.87	104.78	290,889.18	35,318.05	466,017.54
At 31 March 2018	5,952.58	0.00	5.89	2.36	1.95	0.35	381.40	2,742.68	44,376.93	408.72	1,335.79	43,286.53	5,520.26	2,517.97	1,301.72	1,291.88	104.78	212,686.30	26,098.47	348,016.55

4. Financial assets

Investments at fair value through other comprehensive income

Investments in equity instruments

Sahara T. V. Limited, Mauritius.

(2 shares of \$ 1 each)

Total investments

Current

Non-Current

Aggregate book value of quoted investments

Aggregate market value of quoted investments

Aggregate book value of unquoted investments

31 March 2018
Rs. (000)31 March 2017
Rs. (000)

0.09

0.09

0.09

0.09

-

-

0.09

0.09

0.09**0.09**

-

-

-

-

0.09

0.09

Other financial assets

Unsecured, considered good

Security deposit

Advances to related parties

Advance to employees

Deposits with original maturity for more than 3 months
but less than 12 months

Interest accrued on fixed deposits

Current

Non-Current

31 March 2018
Rs. (000)31 March 2017
Rs. (000)

8,949.25

10,639.63

3,194.35

1,304.37

0.56

7.23

47.24

47.24

37.41

37.41

12,228.81**12,035.88**

3,279.57

1,396.25

8,949.25

10,639.63

12,228.82**12,035.88****5. Non-current tax assets**

Advance income-tax (net of provision for taxation)

31 March 2018
Rs. (000)31 March 2017
Rs. (000)

12,359.98

55,810.16

12,359.98**55,810.16****6. Trade receivables (current)**

Trade receivables

31 March 2018
Rs. (000)31 March 2017
Rs. (000)

826,835.63

685,009.41

826,835.63**685,009.41****7. Cash and cash equivalents**

Cash on hand

Balance with banks

- On current accounts

31 March 2018
Rs. (000)31 March 2017
Rs. (000)

48.04

58.50

4,481.23

1,536.63

4,529.27**1,595.13**

8. Other current assets

	31 March 2018 Rs. (000)	31 March 2017 Rs. (000)
Prepaid expenses	3,753.73	2,754.95
Balances with government authorities (VAT, service tax etc)	16,351.83	48,234.62
Advances recoverable in cash or kind		
Unsecured considered good	72.76	72.76
Doubtful	15,711.73	15,711.73
	15,784.49	15,784.49
Provision for doubtful advances	(15,782.41)	(15,711.73)
	2.08	72.76
	20,107.64	51,062.33

9. Share capital**(a) Authorised equity share capital**

Equity shares of INR 10 each issued and fully paid

	No.	Amount Rs (000)
At 1 April 2016	50,000,000	500,000.00
Increase/(decrease) during the year	-	-
At 31 March 2017	50,000,000	500,000.00
Increase/(decrease) during the year	-	-
At 31 March 2018	50,000,000	500,000.00

(b) Terms/ rights attached to equity shares

The Company has only one class of equity shares having par value of Rs.10 per share. Each holder of equity shares is entitled to one vote per share.

During the year ended 31 March 2018, the amount of per share dividend recognized as distributions to equity shareholders was Nil (31 March 2017: Nil).

In the event of liquidation of the Company, the holders of equity shares will be entitled to receive remaining assets of the Company, after distribution of all preferential amounts. The distribution will be in proportion to the number of equity shares held by the shareholders.

(c) Issued equity capital

Equity shares of INR 10 each issued and fully paid

	No.	Amount Rs (000)
At 1 April 2016	44,378,279	443,782.79
Increase/(decrease) during the year	-	-
At 31 March 2017	44,378,279	443,782.79
Increase/(decrease) during the year	-	-
At 31 March 2018	44,378,279	443,782.79

(d) Details of shareholders holding more than 5% shares in the company

Name of the shareholder	No. / % holding	No. / % holding
Equity shares of Rs.10 each fully paid		
Sahara India Commercial Corporation Limited	20031801 / 45.15	38081279 / 85.81
Sahara One Media Entertainment Limited	24043478 / 54.17	6000000 / 13.52

As per records of the company, including its register of shareholders/ members and other declarations received from shareholders regarding beneficial interest, the above shareholding represents both legal and beneficial ownerships of shares.

10. Other equity

	Share premium	Retained earnings	Total Rs. ('000)
Balance as at 1 April 2016	971,706.98	(245,406.08)	726,300.90
Profit/ (loss) for the year	-	(63,208.38)	(63,208.38)
Other comprehensive income for the year (net of tax)	-	(121.16)	(121.16)
Balance as at 31 March 2017	971,706.98	(308,735.62)	662,971.36
Profit/ (loss) for the year	-	(4,712.13)	(4,712.13)
Other comprehensive income for the year (net of tax)	-	206.61	206.61
Balance as at 31 March 2018	971,706.98	(313,241.14)	658,465.84

11. Net employee defined benefit liabilities

	31 March 2018 Rs. (000)	31 March 2017 Rs. (000)
Provision for employee benefits		
Provision for gratuity	461.91	607.04
Provision for leave benefits	50.87	277.87
	512.78	884.91
Current	14.85	18.58
Non-Current	497.93	866.33
	512.78	884.91

12. Deferred tax liability

	31 March 2018 Rs. (000)	31 March 2017 Rs. (000)
At the start of the year	26,172.67	58,980.51
Charge/(credit) to Statement of Profit and Loss	(23,475.86)	(32,807.84)
At the end of year	2,696.81	26,172.67

	31 March 2018 Rs. (000)	31 March 2017 Rs. (000)
Component of Deferred tax liabilities / (asset)		
Deferred tax liabilities / (asset) in relation to:		
Property, plant and equipment	35,289.67	(20,696.40)
Disallowance	(8,903.26)	(2,834.13)
Provisions	(213.74)	54.67
Total	26,172.67	(23,475.86)

13. Trade payables

	31 March 2018 Rs. (000)	31 March 2017 Rs. (000)
Trade payables	100,264.50	104,936.33
	100,264.50	104,936.33

14. Other payables

	31 March 2018 Rs. (000)	31 March 2017 Rs. (000)
Security deposit	2,086.33	2,086.33
Payable to related Party (refer note-28)	1,639.12	8,940.17
Payable to others**	-	126.82
Others		
TDS payable	10,606.57	17,902.46
Expenses payable	4,023.24	3,726.70
	18,355.26	32,782.48

** Payable to others includes payable to Group entities and employees

15. Revenue from operations

Lease Rent

**31 March 2018
Rs. (000)**

118,965.00

118,965.00**31 March 2017
Rs. (000)**

118,965.12

118,965.12**16. Other income**

Interest on income tax refund

21,098.30

Interest income on fixed deposit

-

6.93

Interest income other

741.58

-

Excess provision written back

240.28

69.51

22,080.16**76.44****17. Employee benefits expense**

Salaries, wages and bonus

2,039.23

2,236.01

Contribution to provident and other funds

110.11

106.15

2,149.34**2,342.16****18. Finance costs**

Interest others

405.44

5,287.39

Interest expenses on statutory dues

172.20

2,545.11

Bank charges

0.68

0.40

578.32**7,832.90****19. Other expenses**

Bandwidth charges

31,616.76

41,189.56

Licence fees

4,352.49

6,325.74

Rent

2,287.34

1,639.27

Rates and taxes

77.95

6.90

Insurance

1,709.94

1,695.35

Repairs and maintenance - others

-

365.61

Communication costs

159.14

0.74

Legal and professional fees

241.46

168.22

Payment to auditor (Refer details below)

287.50

287.50

Provision for doubtful advances

70.68

-

Loss on discard of fixed assets

7,654.47

-

Bad debts / advances written off

10,359.46

-

Miscellaneous expenses

52.56

1.04

58,869.75**51,679.93****Payment to auditor**

As auditor:

Audit fee

230.00

230.00

Tax audit fees

57.50

57.50

287.50**287.50**

20. Earnings per share (EPS)

The following reflects the profit and share data used in the basic and diluted EPS computations:

	31 March 2018 Rs. (000)	31 March 2017 Rs. (000)
Net profit/ (loss) for calculation of basic & diluted EPS (Rs. ('000))	(4,505.52)	(63,329.54)
Weighted average number of equity shares in calculating basic & diluted EPS [nominal value of share Rs. 10 (31 March 2016: Rs. 10)]	44,378,279	44,378,279
Earnings per share (basic & diluted) Rs	(0.10)	(1.43)

21. Gratuity and other post-employment benefit plans:

The Company has a defined benefit gratuity plan. Every employee who has completed five years or more of service gets a gratuity on departure at 15 days salary (last drawn salary) for each completed year of service.

The following tables summarize the components of net benefit expense recognized in the statement of profit and loss and amounts recognized in the balance sheet for the respective plans. The liability is not funded.

Statement of profit and loss

Net employee benefit expense recognized in the employee cost

	Gratuity		Leave Encashment	
	31 March 2018 Rs. ('000)	31 March 2017 Rs. ('000)	31 March 2018 Rs. ('000)	31 March 2017 Rs. ('000)
Current service cost	14.43	22.33	16.33	6.45
Interest cost on benefit obligation	47.05	32.34	6.38	4.37
Defined benefit cost included in P & L	61.48	54.67	22.71	10.82
Re-measurements - due to financial assumptions	(1.58)	13.94	(0.17)	3.32
Re-measurements - due to experience adjustments	(205.03)	107.22	(53.94)	9.91
Total re-measurements in OCI	(206.61)	121.16	(54.11)	13.23
Total defined benefit cost recognized in P&L and OCI	(145.13)	175.83	(31.40)	24.05

Current and non-current liability and asset

	Gratuity		Leave Encashment	
	31 March 2018 Rs. ('000)	31 March 2017 Rs. ('000)	31 March 2018 Rs. ('000)	31 March 2017 Rs. ('000)
Non-current assets	-	-	-	-
Current liabilities	13.38	15.82	1.47	2.76
Non-current obligation	448.53	591.22	49.40	79.51

Changes in the present value of the defined benefit obligation are as follows:

	Gratuity		Leave Encashment	
	31 March 2018 Rs. ('000)	31 March 2017 Rs. ('000)	31 March 2018 Rs. ('000)	31 March 2017 Rs. ('000)
Opening defined benefit obligation	607.04	431.20	82.27	58.22
Interest cost	47.05	32.34	6.38	4.37
Current service cost	14.43	22.33	16.33	6.45
Re-measurements - due to financial assumptions	(1.58)	13.94	(0.17)	3.32
Re-measurements - due to experience adjustments	(205.03)	107.23	(53.94)	9.91
Closing defined benefit obligation	461.91	607.04	50.87	82.27

Changes in the fair value of plan assets are as follows:

	Gratuity		Leave Encashment	
	31 March 2018 Rs. ('000)	31 March 2017 Rs. ('000)	31 March 2018 Rs. ('000)	31 March 2017 Rs. ('000)
Opening fair value of plan assets	-	-	-	-
Expected return on plan assets	-	-	-	-
Contributions by employer	-	-	-	-
Benefits paid	-	-	-	-
Actuarial Gain on plan assets	-	-	-	-
Closing fair value of plan assets	-	-	-	-

The Best Estimate Contribution for the Company during the next year would be for gratuityRs. ('000) 78.55 and for leave encashment Rs. ('000) 25.55

The principal assumptions used in determining gratuity obligations for the company's plans are shown below:

	Gratuity		Leave Encashment	
	31 March 2018	31 March 2017	31 March 2018	31 March 2017
Discount rate per annum compound (per annum)	7.75%	7.50%	7.75%	7.50%
Salary growth rate (per annum)	6.00%	6.00%	6.00%	6.00%
Expected rate of return on assets (per annum)	NA	NA	NA	NA

The estimates of future salary increases, considered in actuarial valuation, take account of inflation, seniority, promotion and other relevant factors, such as supply and demand in the employment market.

Discontinuance Liability

Amount payable upon discontinuance of all employment is for gratuity Rs. ('000) 459.56 and for leave encashment Rs. ('000) 50.62

22. Leases

Operating lease: company as lessee

The Company has entered into operating cancellable lease agreements for its office premisesfor a period of 3-5 years. There are no clauses relating to renewal / escalation. There are no subleases. The lease rental charged during the year is as follows:

	31 March 2018 Rs. ('000)	31 March 2017 Rs. ('000)
Lease payments recognized in statement of profit and loss account for the year	2,287.34	1,639.27
	2,287.34	1,639.27

Operating lease: company as lesser

The Company has entered into operating cancellable lease agreements for its equipments. There are no clauses relating to renewal / escalation. The lease rental received during the year is as follows:

	31 March 2018 Rs. ('000)	31 March 2017 Rs. ('000)
Lease income recognized in statement of profit and loss account for the year	1,18,965.00	1,18,965.12
	1,18,965.00	1,18,965.12

The company has given certain assets on lease rent under operating lease, which is in nature of 'cancellable lease', the relevant information are as under :

Sl. No.	Particulars	Cost of Acquisition Amount Rs. ('000)	Accumulated Depreciation Amount Rs. ('000)
a.	Plant & Machinery	402,073.47	35,76,96.54
b.	Vehicle	30,71.69	26,62.97
c.	Computers	140,531.23	13,77,88.55
d.	A. C.	21,169.33	1,98,33.54
e.	Camera	180,776.52	13,74,90.00
f.	Communication Equipment	93,167.78	8,76,47.52
g.	D G Set	88,51.78	63,33.82
h.	Electrical Equipment	25,796.17	2,44,94.48
i.	Furniture & Fixture	25,837.62	2,45,45.74
J.	Office Equipment	2,095.49	19,90.72
k.	Studio Equipment	933,906.60	6,85,462.62
l.	V Set	121,839.48	9,57,41.01

Depreciation of Rs.('000)110,085.46 has been debited to Profit & Loss Account on the above leased assets. It is included in depreciation amount as shown in Profit & Loss Account.

23. Segmental Information:

In accordance with Accounting Standard AS-17 on 'Segmental Reporting' issued by the Institute of Chartered Accountants of India, the company has determined its business segment as 'Letting of Earth Station and Equipment for Satellite Channel'. Since more than 99% of the Company's revenue is from letting of earth station and equipment for satellite channel, there is no other primary reportable segment. The company is operating in domestic segment and there is no revenue from outside India. Thus, the segment revenue, segment liabilities, total carrying amount of segment assets, total carrying amount of segment liabilities, total cost incurred to acquire segment assets, total amount of charge for depreciation and amortization during the year are all as reflected in the Financial Statements as of and for the year ended 31st March, 2018.

24. Related party disclosures

Related parties with whom transactions have taken place during the year.

Holding company	Sahara One Media and Entertainment Limited (Previous year -Sahara India Commercial Corporation Limited)
Enterprises owned or significantly influenced by major shareholders, key management personnel or their relatives	Sahara India Mass Communication, partnership firm Sahara India Financial Corporation Limited

Related party transactions

The following table provides the total amount of transactions that have been entered into with related parties for the relevant financial year:

A. Transaction during the year

		31 March 2018 Rs (000)	31 March 2017 Rs (000)
Sahara India Commercial Corporation Ltd.	Lease rent (income)	122,431.72	122,431.72
Sahara India Mass Communication	Lease rent (income)	2,481.65	2,481.65
Sahara India Financial Corporation Limited	Rent paid	1478.91	1,639.27
Sahara India Commercial Corporation Ltd.	Expenses paid	-	29.00
Sahara India Commercial Corporation Ltd.	Fund received against outstanding	52761.00	15,000.00
Sahara India Mass Communication	Fund received against outstanding	-	5,948.26
Sahara India Commercial Corporation Ltd.	Other received against outstanding	-	140.43

B. Trade receivables

	31 March 2018 Rs. (000)	31 March 2017 Rs. (000)
Sahara India Commercial Corporation Ltd.	818,901.57	583,745.87
Sahara India Mass Communication	7934.07	2,762.78

C. Outstanding payable

	31 March 2018 Rs. (000)	31 March 2017 Rs. (000)
Sahara India Financial Corporation Limited	1528.80	7,450.57

25. Capital and other commitments

Estimated amount of contracts remaining to be executed on capital account and not provided for, are Rs. Nil (31 March 2017: Rs. Nil)

26. Contingent liabilities

	31 March 2018 Rs. (000)	31 March 2017 Rs. (000)
a) Estimated amount of contract remaining to be executed on capital accounts	Nil	Nil
b) Outstanding Bank Guarantees	25.00	25.00

27. In the opinion of the Board of Directors, long term loans and advances and current assets, approximately of the value stated if realized in the ordinary course of the business. The provisions for all known liabilities have adequately been made and are not in excess of the amounts reasonably necessary. There is no contingent liability other than those stated, if any.

28. In the matter of dispute in respect of repayment of optionally fully convertible Debenture (OFCD) by the two group companies namely M/S Sahara India Real corporation Ltd and Sahara Housing Investment Corporation Ltd. the Honorable Supreme Court of India by its order dated 21st November 2013 had directed both of the companies and its promoters/Directors to not part with any movable and immovable property till the further order. However Properties or bank account of the company have not been attached/ Frozen by the SEBI and Board of Directors of the company. Further, company is doing its normal business activities as was in earlier years and has prepared its accounts on "Going Concern" assumption. The aforesaid case is pending before Honorable Supreme Court and SEBI.

29. Details of dues to micro and small enterprises as defined under the Micro, Small and Medium Enterprises(MSMED) Act, 2006

As per the information available with the Company, no amounts are due to Micro, Small and Medium Enterprises as per MSMED Act, 2006 as at 31 March 2018. (31 March 2017: Nil)

30. No remuneration has been paid to the Directors of the Company at any time during the year.

31. a) Expenditure in foreign currency (accrual basis) - Nil

b) Earnings in foreign currency (accrual basis) - Nil

35. Previous year's figures have been regrouped where necessary to conform to this year's classification.

As per our report of even date

For AGP & Associates
Firm Registration No. 011695C
Chartered Accountants

Abhishek Gupta
Proprietor
Membership No.403758
NCR/Delhi: May 29, 2018

For and on behalf of the Board of Directors of
Sahara Sanchaar Limited

C. M. Sukul
Director
DIN- 00107224

R. S. Dubey
Director
DIN - 00097186

Form No. SH-13 Nomination Form

[Pursuant to Section 72 of the Companies Act, 2013 and Rule 19(1) of the Companies (Share Capital and Debentures) Rules 2014]

To
Sahara One Media And Entertainment Limited
Sahara India Point, CTS 40-44, S.V. Road,
Goregaon (W), Mumbai-400 104.

I/We _____ the holder(s) of the securities particulars of which are given hereunder wish to make nomination and do hereby nominate the following persons in whom shall vest, all the rights in respect of such securities in the event of my/our death.

(1) Particulars of the Securities (in respect of which nomination is being made)

Nature of securities	Folio No.	No. of securities	Certificate No.	Distinctive No.

(2) PARTICULARS OF NOMINEE/S -

- (a) Name:
- (b) Date of Birth:
- (c) Father's/Mother's/Spouse's name:
- (d) Occupation:
- (e) Nationality
- (f) Address:
- (g) E-mail id:
- (h) Relationship with the security holder:

(3) IN CASE NOMINEE IS A MINOR--

- (a) Date of birth:
- (b) Date of attaining majority
- (c) Name of guardian:
- (d) Address of guardian:

Name of the Security Holder(s) Signature

- 1.
- 2.
- 3.

Name of witness Signature of Witness with date

Address of witness: _____

Place:
Date: ____/____/____

INSTRUCTIONS:

1. The Nomination can be made by individuals only, applying / holding Shares on their own behalf, singly or jointly. Non-individuals including society, trust, body corporate, partnership firm, Karta of Hindu Undivided Family, Holder of power of attorney cannot nominate. If the Shares are held jointly, all joint holders will sign the nomination form. If there are more than one joint holders, more sheets can be added for signatures of holders of Shares and witnesses.
2. A minor can be nominated by a holder of Shares and in that event, the name and address of the guardian shall be given by the holder.
3. The nominee shall not be a trust, society, body corporate, partnership firm, Karta of Hindu Undivided Family or Power of Attorney holder. A non-resident Indian can be a nominee on repatriable basis.
4. Nomination stands rescinded upon transfer of Shares.
5. Transfer of Shares in favour of a Nominee shall be a valid discharge by a Company against the legal heir.
6. The Nomination Form shall be filed in duplicate with the Share Transfer Agent or at the Registered Office of the Company.



SAHARA ONE MEDIA AND ENTERTAINMENT LIMITED

CIN: L67120MH1981PLC024947

REGISTERED OFFICE Sahara India Point, CTS 40 - 44, S.V. Road,
Goregaon (West), Mumbai – 400 104. **Tel:** 022 4293 1818. **Fax:** 022 4293 1870.

E-mail: investors@sahara-one.com **Website:** www.sahara-one.com.

Proxy form

[Pursuant to Section 105(6) of the Companies Act, 2013 and rule 19(3) of the Companies (Management and Administration) Rules, 2014]

Name of the member (s): _____

Registered address: _____

E-mail Id: _____

Folio No/ Client Id: _____ DP ID: _____

I/We, being the member(s) holding _____ shares of the above named Company, hereby appoint

1) Name: _____ E-mail Id: _____

Address: _____

Signature: _____ or failing him

2) Name: _____ E-mail Id: _____

Address: _____

Signature: _____ or failing him

3) Name: _____ E-mail Id: _____

Address: _____

Signature: _____ or failing him

as my/our proxy to attend and vote(on a poll) for me/us and on my/our behalf at theAnnual general meeting of the Company, to be held on the day of..... At..... a.m./p.m. at.....(place) and at any adjournment thereof in respect of such resolutions as are indicated below:

S.NO	RESOLUTIONS	FOR	AGAINST

Signed this ____ day of ____ 20 ____

Signature of shareholder _____

Signature of Proxy holder(s) _____

Affix
Revenue
Stamp

Note: This form of proxy in order to be effective should be duly completed and deposited at the Registered Office of the Company, not less than 48 hours before the commencement of the Meeting.



SAHARA ONE MEDIA AND ENTERTAINMENT LIMITED

CIN: L67120MH1981PLC024947

REGISTERED OFFICE Sahara India Point, CTS 40 - 44, S.V. Road,
Goregaon (West), Mumbai – 400 104. **Tel:** 022 4293 1818. **Fax:** 022 4293 1870.

E-mail: investors@sahara-one.com **Website:** www.sahara-one.com.

ATTENDANCE SLIP

I hereby record my presence at the Thirty Seventh Annual General Meeting of Sahara One Media And Entertainment Limited held on theh day of September, 2018 at 1:30 P.M. at the Registered Office of the Company at Sahara India Point, CTS 40-44, S.V. Road, Goregaon (W), Mumbai-400 104.

Folio No. _____ DP ID No.* _____ Client ID No.* _____

(*Applicable for members holding Shares in electronic form)

Name _____

(IN BLOCK CAPITAL)

Address _____

Signature of Shareholder/Proxy: _____

Name of Shareholder: _____

NOTE: Please fill this attendance slip and hand over at the entrance of the hall / meeting venue.



SAHARA ONE MEDIA AND ENTERTAINMENT LIMITED

CIN: L67120MH1981PLC024947

REGISTERED OFFICE Sahara India Point, CTS 40 - 44, S.V. Road,
Goregaon (West), Mumbai – 400 104. **Tel:** 022 4293 1818. **Fax:** 022 4293 1870.

E-mail: investors@sahara-one.com **Website:** www.sahara-one.com.

[Pursuant to section 109(5) of the Companies Act, 2013 and rule 21(1)(c) of the
Companies (Management and Administration) Rules, 2014]

Name of the Company	Sahara One Media And Entertainment Limited CIN : L67120MH1981PLC024947
Registered office	Sahara India Point, CTS 40-44, S.V. Road, Goregaon (West), Mumbai - 400 104.

BALLOT PAPER

Sr. No.	Particulars	Details
1.	Name of the First named Shareholder (In block letters)	
2.	Postal address	
3.	Registered folio No. / * Client ID No. (*Applicable to investors holding shares in dematerialized form)	
4.	Class of Share	Equity

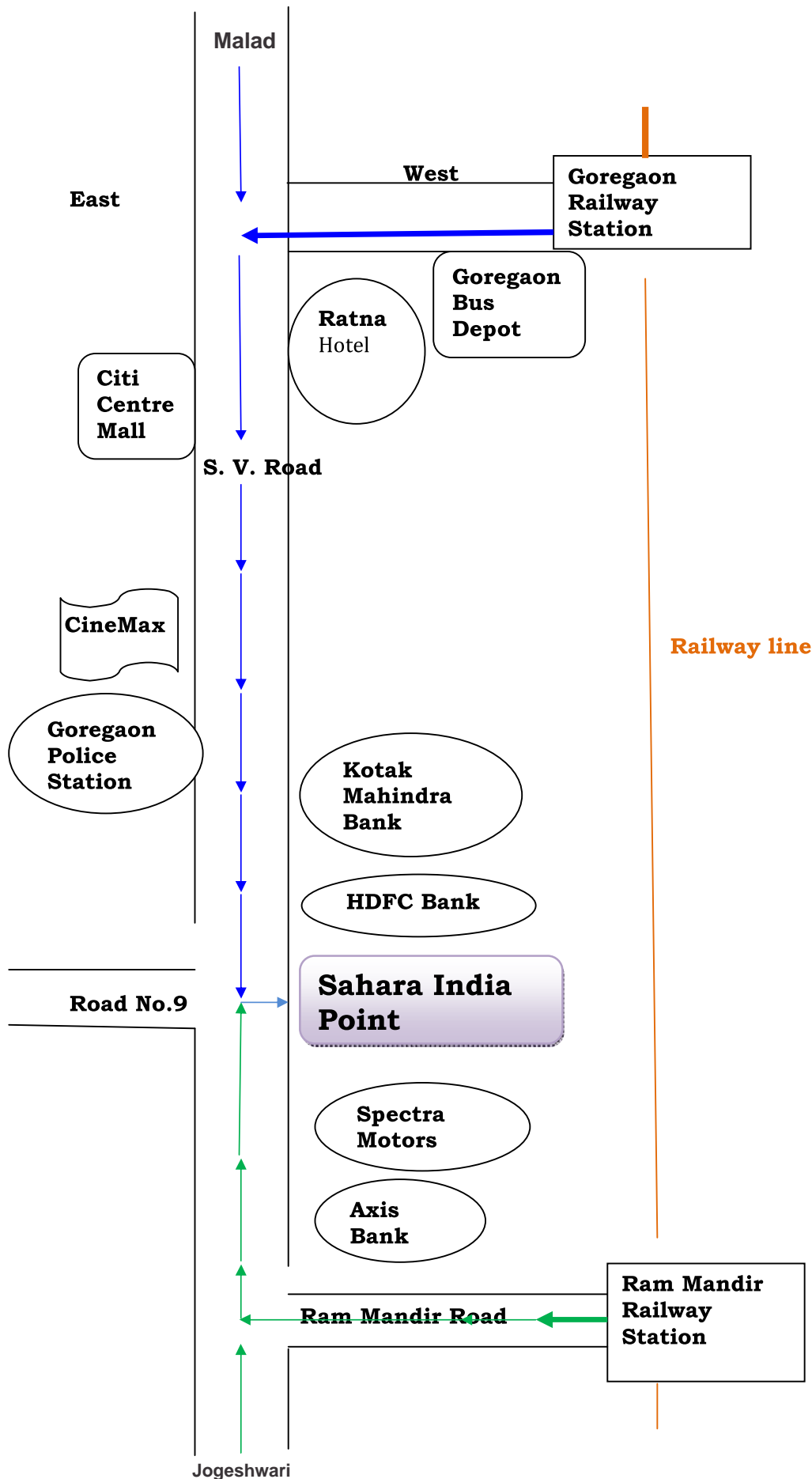
I hereby exercise my vote in respect of Ordinary / Special Resolutions enumerated below by recording my
assent or dissent to the said resolutions in the following manner:

No.	Item No.	No. of shares held by me	I assent to the resolution (3)	I dissent from the resolution (3)
	Ordinary Business:			
1.	To receive, consider and adopt the Audited Financial Statements (Standalone & Consolidated) for the Financial Year ended 31st March, 2018, Directors Report and Auditors Report thereon.			
2.	To appoint a Director in place of Shri R.S. Rathore, who retires by rotation and being eligible, offer himself for re-appointment.			
3.	Appointment of Statutory Auditors' M/s D.S Shukla & Co., Chartered Accountants, Mumbai of the Company to hold office from the conclusion of this Annual General Meeting until the conclusion of the 42nd Annual General Meeting of the Company i.e. Financial Year 2022-23			

No.	Item No.	No. of shares held by me	I assent to the resolution (3)	I dissent from the resolution (3)
	Special Business			
4.	Continuation of Directorship of Shri R.S. Rathore (DIN: 00265568) as, Non-Executive-Independent Director of the Company			
5.	Continuation of Directorship of Shri Brijendra Sahay (DIN: 00017600) as, Non-Executive-Independent Director of the Company.			
6.	Continuation of Directorship of Shri J.N. Roy (DIN 02132227) as, Non-Executive-Independent Director of the Company.			
	Place: Sahara India Point, CTS 40-44, S.V. Road, Goregaon (West), Mumbai 400104 Date:			

Signature of the shareholder(s) / Proxy Holder

Venue of 37th Annual General Meeting to be held on Sahara India Point, CTS 40-44, S. V. Road, Goregaon (West), Mumbai – 400 104.



Book - Post



If undelivered please return to,

REGISTERED OFFICE :

Sahara One Media and Entertainment Limited

Sahara India Point, CTS 40 – 44, S.V. Road, Goregaon (West), Mumbai – 400 104.

Tel: 022 4293 1818 **Fax:** 022 4293 1870