


Introductory sub-table (I)(a)

Name of the Company: Sahara One Media And Entertainment Limited			
Scrip Code, Name of the scrip, class of security: 503691, SAHARA, EQUITY			
Quarter ended: 31st December 2011			
Partly paid-up shares:-	No. of partly paid-up shares	As a % of total no. of partly paid-up shares	As a % of total no. of shares of the company
Held by promoter/promoter group	NIL		
Held by public			
Total - D			
Outstanding convertible securities:-	No. of outstanding securities	As a % of total no. of outstanding convertible securities	As a % of total no. of shares of the company, assuming full conversion of the convertible securities
Held by promoter/promoter group	NIL		
Held by public			
Total - E			
Warrants:-	No. of warrants	As a % of total no. of warrants	As a % of total no. of shares of the company, assuming full conversion of warrants
Held by promoter/promoter group	NIL		
Held by public			
Total - F			
Total paid-up capital of the company, assuming full conversion of warrants and convertible securities (Grand Total (A+B+C)+ D+E+F)	21525000		100

Sr. No.	Notes
1	TOTAL FOREIGN SHAREHOLDING IS 2157 EQUITY SHARES WHICH IS REPRESENTED BY 9 SHAREHOLDERS (VIZ 9 NRI'S) HOLDING 0.01% OF THE TOTAL PAID UP EQUITY SHARE CAPITAL OF THE COMPANY. THE COMPANY HAS NOT ISSUED ANY ADR/GDR DURING THE QUARTER UNDER REVIEW
2	
3	
4	
5	

CERTIFIED TO BE TRUE

For Sahara One Media & Entertainment Ltd.


 Company Secretary

Statement Showing Shareholding Pattern								
Category code	Category of Shareholder	Number of Shareholders	Table (I)(a)		Total shareholding as a percentage of total number of shares		Shares Pledged or otherwise encumbered	
			Total number of shares	Number of shares held in dematerialized form	As a percentage of (A+B) ¹	As a percentage of (A+B+C)	Number of shares	As a percentage
(I)	(II)	(III)	(IV)	(V)	(VI)	(VII)	(VIII)	(VIII)/(IV)*100
(A)	Shareholding of Promoter and Promoter Group							
1	Indian							
(a)	Individuals/ Hindu Undivided Family	5	83,75,000	83,75,000	38.91	38.91	15,00,000	17.91
(b)	Central Government/ State	0	0	0	0.00	0.00	0	0.00
(c)	Bodies Corporate	5	77,66,702	77,66,702	36.08	36.08	0	0.00
(d)	Financial Institutions/ Banks	0	0	0	0.00	0.00	0	0.00
(e)	Any Others(Specify)	0	0	0	0.00	0.00	0	0.00
	Sub Total(A)(1)	10	1,61,41,702	1,61,41,702	74.99	74.99	15,00,000	9.29
2	Foreign							
a	Individuals (Non-Residents Individuals/ Foreign Individuals)	0	0	0	0.00	0.00	0	0.00
b	Bodies Corporate	0	0	0	0.00	0.00	0	0.00
c	Institutions	0	0	0	0.00	0.00	0	0.00
d	Any Others(Specify)	0	0	0	0.00	0.00	0	0.00
	Sub Total(A)(2)	0	0	0	0.00	0.00	0	0.00
	Total Shareholding of Promoter and Promoter Group (A)= (A)(1)+(A)(2)	10	1,61,41,702	1,61,41,702	74.99	74.99	15,00,000	9.29
(B)	Public shareholding							
1	Institutions							
(a)	Mutual Funds/ UTI	0	0	0	0.00	0.00	0.00	0.00
(b)	Financial Institutions / Banks	0	0	0	0.00	0.00	0.00	0.00
(c)	Central Government/ State Government(s)	0	0	0	0.00	0.00	0.00	0.00
(d)	Venture Capital Funds	0	0	0	0.00	0.00	0.00	0.00
(e)	Insurance Companies	0	0	0	0.00	0.00	0.00	0.00
(f)	Foreign Institutional Investors	0	0	0	0.00	0.00	0.00	0.00
(g)	Foreign Venture Capital Investors	0	0	0	0.00	0.00	0.00	0.00
(h)	Any Other (specify)	0	0	0	0.00	0.00	0.00	0.00
	Sub-Total (B)(1)	0	0	0	0.00	0.00	0.00	0.00
B 2	Non-Institutions							
(a)	Bodies Corporate	97	51,18,044	51,16,044	23.78	23.78	0.00	0.00
(b)	Individuals				0.00	0.00		
I	Individuals -i. Individual shareholders holding nominal share capital up to Rs 1 lakh	1,813	1,78,461	1,41,104	0.83	0.83	0.00	0.00
II	ii. Individual shareholders holding nominal share capital in excess of Rs. 1 lakh.	3	83,109	83,109	0.39	0.39	0.00	0.00
(c)	Any Other (specify)						0.00	0.00
(c-i)	Hindu Undivided Family	2	86	86	0.00	0.00	0.00	0.00
(c-i)	Clearing Members	8	1,441	1,441	0.01	0.01	0.00	0.00
(c-ii)	NRI (Repat)	9	2,157	2,157	0.01	0.01	0.00	0.00
	Sub-Total (B)(2)	1,932	53,83,298	53,43,941	25.01	25.01	0.00	0.00
(B)	Total Public Shareholding (B)= (B)(1)+(B)(2)	1,932	53,83,298	53,43,941	25.01	25.01	0.00	0.00
	TOTAL (A)+(B)	1,942	2,15,25,000	2,14,85,643	100.00	100.00	15,00,000	9.29
(C)	Shares held by Custodians and against which Depository Receipts have been issued							
1	Promoter and Promoter Group	0	0	0	0.00	0.00	0	0.00
2	Public	0	0	0	0.00	0.00	0	0.00
	Sub-Total (C)	0	0	0	0.00	0.00	0	0.00
	GRAND TOTAL (A)+(B)+(C)	1,942	2,15,25,000	2,14,85,643	100.00	100.00	15,00,000	9.29

CERTIFIED TO BE TRUE

for Sahara One Media & Entertainment Ltd.


Company Secretary

(1)(b) Statement showing holding of securities (including shares, warrants, convertible securities) of persons belonging to the category "Promoter and Promoter Group"


Sr. No.	Name of the shareholder	Total shares held		Shares pledged or otherwise encumbered		Details of warrants		Details of convertible securities		total shares (including shares assuming full conversion of warrants and convertible securities as a % of diluted share capital)	
		Number of shares	As a % of grand total (A)+(B)+(C)	Number	As a percentage of sub-clause (D)(a)	Number of Warrants held	As a % total number of warrants of the same class	Number of convertible securities held	As a % total number of convertible securities of the same class		
(i)	(ii)	(iii)	(iv)	(v)	(vi)=(v)/(iii)*100	(vii)	(viii)	(ix)	(x)	(xi)	(xii)
1	Shri Subrata Roy Sahara	52,00,000	24.16		0.00	NIL	NIL	NIL	NIL	NIL	NIL
2	Smt. Swarna Roy	3,50,000	1.63	1,00,000	28.57	NIL	NIL	NIL	NIL	NIL	NIL
3	Shri O. P. Srivastava	10,00,000	4.65	7,00,000	70.00	NIL	NIL	NIL	NIL	NIL	NIL
4	Shri J. B. Roy	10,00,000	4.65	7,00,000	70.00	NIL	NIL	NIL	NIL	NIL	NIL
5	Shri Ishfaq Ahmad	8,25,000	3.83		0.00	NIL	NIL	NIL	NIL	NIL	NIL
6	Sahara India Financial Corporation Limited	30,76,912	14.29		0.00	NIL	NIL	NIL	NIL	NIL	NIL
7	Sahara Prime City Limited	32,61,790	15.15		0.00	NIL	NIL	NIL	NIL	NIL	NIL
8	Sahara India Commercial Corporation Limited (for SICM)	8,25,000	3.83		0.00	NIL	NIL	NIL	NIL	NIL	NIL
9	Sahara India Commercial Corporation Limited	4,13,500	1.92		0.00	NIL	NIL	NIL	NIL	NIL	NIL
10	Sain Processing and Weaving Mills Pvt. Limited	1,89,500	0.88		0.00	NIL	NIL	NIL	NIL	NIL	NIL
	TOTAL	1,61,41,702	74.99	15,00,000	9.29	NIL	NIL	NIL	NIL	NIL	NIL

Note:- Since M/s Sahara India Commercial Corporation Limited hold 825000 equity share of the Company, on behalf of M/s SICM, being major Partner and beneficiary of Shares held by SICM, a partnership Firm hence shown as separate entity even having similar PAN

(1)(c) Statement showing holding of securities (including shares, warrants, convertible securities) of persons belonging to the category "Public" and holding more than 1% of the total number of shares

Sr. No.	Name of the shareholder	Number of shares	Shares as a percentage of total number of shares (i.e., Grand Total (A)+(B)+(C) indicated in Statement at para (1)(b) above)	Details of warrants		Details of convertible securities		total shares (including shares assuming full conversion of warrants and convertible securities as a % of diluted share capital)
				Number of Warrants held	As a % total number of warrants of the same class	Number of convertible securities held	As a % total number of convertible securities of the same class	
1	MGK Infrastructure Pvt. Limited	10,66,487	4.95	NIL	NIL	NIL	NIL	NIL
2	Blue Crystal Infrastructure Pvt. Ltd	10,66,486	4.95	NIL	NIL	NIL	NIL	NIL
3	NSC Infrastructure Pvt. Ltd	10,66,486	4.95	NIL	NIL	NIL	NIL	NIL
4	Himachal Touristic Communication Ltd	2,50,950	1.17	NIL	NIL	NIL	NIL	NIL
5	Bennett, Coleman & Co. Ltd	11,00,000	5.11	NIL	NIL	NIL	NIL	NIL
	TOTAL	45,50,409	21.14	NIL	NIL	NIL	NIL	NIL

CERTIFIED TO BE TRUE

for Sahara One Media & Entertainment Ltd.

 Company Secretary

D) (C) (i) Statement showing holding of securities (including shares, warrants, convertible securities) of persons (together with PAC) belonging to the category "Public" and holding more than 5% of the total number of shares

Sr. No.	Name of the shareholder	Number of shares	Shares as a percentage of total number of shares (i.e., Grand Total (A)+(B)+(C) indicated in Statement at para (D)(a) above)	Details of warrants		Details of convertible securities		total shares (including shares assuming full conversion of warrants and convertible securities as a % of diluted share capital)
				Number of Warrants held	As a % total number of warrants of the same class	Number of convertible securities held	As a % total number of convertible securities of the same class	
1	Bennett, Coleman & Co. Ltd	11,00,000	5.11	NIL	NIL	NIL	NIL	NIL
	TOTAL	11,00,000	5.11	NIL	NIL	NIL	NIL	NIL

(D)(d) Statement showing details of locked-in shares

Sr. No.	Name of the shareholder	Number of locked-in shares	Locked-in shares as a percentage of total number of shares (i.e., Grand Total (A)+(B)+(C) indicated in Statement at para (D)(a) above)
		NIL	
	TOTAL		


(II)(c) Statement showing details of Depository Receipts (DRs)

Sr. No.	Type of outstanding DR (ADRs, GDRs, SDRs, etc.)	Number of outstanding DRs	Number of shares underlying outstanding DRs	Shares underlying outstanding DRs as a percentage of total number of shares
1		NIL		
	TOTAL			

(II)(d) Statement showing holding of Depository Receipts (DRs), where underlying shares held by "promoter/promoter group" are in excess of 1% of the total number of shares

Sr. No.	Name of the DR Holder	Type of outstanding DR (ADRs, GDRs, SDRs, etc.)	Number of shares underlying outstanding DRs	Shares underlying outstanding DRs as a percentage of total number of shares (i.e., Grand Total (A)+(B)+(C) indicated in Statement at para (D)(a) above)
1		NIL		
	TOTAL			

CERTIFIED TO BE TRUE

for Sahara One Media & Entertainment Ltd.

 Company Secretary