


Statement Showing Shareholding Pattern								
Category code	Category of Shareholder	Number of Shareholders	Table (I)(a)		Total shareholding as a percentage of total number of shares		Shares Pledged or otherwise encumbered	
			Total number of shares	Number of shares held in dematerialized form	As a percentage of (A+B) ¹	As a percentage of (A+B+C)	Number of shares	As a percentage
(I)	(II)	(III)	(IV)	(V)	(VI)	(VII)	(VIII)	(IX) = (VIII)/(IV)*100
(A)	Shareholding of Promoter and Promoter Group							
1	Indian							
(a)	Individuals/ Hindu Undivided Family	7	8,375,000	6,950,000	38.91	38.91	1,500,000	17.91
(b)	Central Government/ State Government(s)	0	0	0	0.00	0.00	0	0.00
(c)	Bodies Corporate	6	7,766,702	6,941,702	36.08	36.08	0	0.00
(d)	Financial Institutions/ Banks	0	0	0	0.00	0.00	0	0.00
(e)	Any Others(Specify)	0	0	0	0.00	0.00	0	0.00
	Sub Total(A)(1)	13	16,141,702	13,891,702	74.99	74.99	1,500,000	9.29
2	Foreign							
a	Individuals (Non-Residents Individuals/ Foreign Individuals)	0	0	0	0.00	0.00	0	0.00
b	Bodies Corporate	0	0	0	0.00	0.00	0	0.00
c	Institutions	0	0	0	0.00	0.00	0	0.00
d	Any Others(Specify)	0	0	0	0.00	0.00	0	0.00
	Sub Total(A)(2)	0	0	0	0.00	0.00	0	0.00
	Total Shareholding of Promoter and Promoter Group (A)= (A)(1)+(A)(2)	13	16,141,702	13,891,702	74.99	74.99	1,500,000	9.29
(B)	Public shareholding							
1	Institutions							
(a)	Mutual Funds/ UITI	0	0	0	0.00	0.00		
(b)	Financial Institutions/ Banks	0	0	0	0.00	0.00		
(c)	Central Government/ State Government(s)	0	0	0	0.00	0.00		
(d)	Venture Capital Funds	0	0	0	0.00	0.00		
(e)	Insurance Companies	0	0	0	0.00	0.00		
(f)	Foreign Institutional Investors	0	0	0	0.00	0.00		
(g)	Foreign Venture Capital Investors	0	0	0	0.00	0.00		
(h)	Any Other (specify)	0	0	0	0.00	0.00		
	Sub-Total (B)(1)	0	0	0	0.00	0.00		
B 2	Non-institutions							
(a)	Bodies Corporate	99	5,188,233	5,186,233	24.10	24.10		
(b)	Individuals				0.00	0.00		
I	Individuals -i. Individual shareholders holding nominal share capital up to Rs 1 lakh	1,868	170,751	133,394	0.79	0.79		
II	ii. Individual shareholders holding nominal share capital in excess of Rs. 1 lakh.	1	20,501	20,501	0.10	0.10		
(c)	Any Other (specify)							
(c-i)	Clearing Members	7	1,656	1,656	0.01	0.01		
(c-ii)	NRI (Repatriation)	9	2,157	2,157	0.01	0.01		
	Sub-Total (B)(2)	1,984	5,383,298	5,343,941	25.01	25.01		
(B)	Total Public Shareholding (B)= (B)(1)+(B)(2)	1,984	5,383,298	5,343,941	25.01	25.01		
	TOTAL (A)+(B)	1,997	21,525,000	19,235,643	100.00	100.00		
(C)	Shares held by Custodians and against which Depository Receipts have been issued							
1	Promoter and Promoter Group	0	0	0		0.00	0	0.00
2	Public	0	0	0		0.00	0	0.00
	Sub-Total (C)	0	0	0		0	0	
	GRAND TOTAL (A)+(B)+(C)	1,997	21,525,000	19,235,643		100.00	1,500,000	6.97

Certified to be True

For SAHARA ONE MEDIA AND ENTERTAINMENT LTD.



COMPANY SECRETARY


Introductory sub-table (I)(a)

Name of the Company: Sahara One Media And Entertainment Limited			
Scrip Code, Name of the scrip, class of security: 503691, SAHARA, EQUITY			
Quarter ended: 31st March 2011			
Partly paid-up shares:-	No. of partly paid-up shares	As a % of total no. of partly paid-up shares	As a % of total no. of shares of the company
Held by promoter/promoter group	NIL		
Held by public			
Total - D			
Outstanding convertible securities:-	No. of outstanding securities	As a % of total no. of outstanding convertible securities	As a % of total no. of shares of the company, assuming full conversion of the convertible securities
Held by promoter/promoter group	NIL		
Held by public			
Total - E			
Warrants:-	No. of warrants	As a % of total no. of warrants	As a % of total no. of shares of the company, assuming full conversion of warrants
Held by promoter/promoter group	NIL		
Held by public			
Total - F			
Total paid-up capital of the company, assuming full conversion of warrants and convertible securities (Grand Total (A+B+C)+ D+E+F)	21525000		100

Sr. No	Notes
1	TOTAL FOREIGN SHAREHOLDING IS 2157 EQUITY SHARES WHICH IS REPRESENTED BY 9 SHAREHOLDERS (VIZ 9 NRI'S) HOLDING 0.01% OF THE TOTAL PAID UP EQUITY SHARE CAPITAL OF THE COMPANY. THE COMPANY HAS NOT ISSUED ANY ADR/GDR DURING THE QUARTER UNDER REVIEW
2	
3	
4	
5	

Certified to be True

For SAHARA ONE MEDIA AND ENTERTAINMENT LTD.


COMPANY SECRETARY

(I)(b) Statement showing Shareholding of persons belonging to the category "Promoter and Promoter Group"

Sr. No.	Name of the shareholder	Total shares held		Shares pledged or otherwise encumbered		
		Number of shares	As a % of grand total (A)+(B)+(C)	Number	As a percentage	As a % of grand total (A)+(B)+(C) of sub-clause (I)(a)
(I)	(II)	(III)	(IV)	(V)	(VI)=(V)/(III)*100	(VII)
1	Shri Subrata Roy Sahara	5,200,000	24.16		0.00	0.00
2	Smt. Swapna Roy	350,000	1.63	100,000	28.57	0.46
3	Shri O. P. Srivastava	1,000,000	4.65	700,000	70.00	3.25
4	Shri J. B. Roy	1,000,000	4.65	700,000	70.00	3.25
5	Shri Ishtiaque Ahmed	825,000	3.83		0.00	0.00
6	Sahara India Financial Corporation Limited	3,076,912	14.29		0.00	0.00
7	Sahara Prime City Limited	3,261,790	15.15		0.00	0.00
8	Sahara India Commercial Corporation Limited	825,000	3.83		0.00	0.00
	It with Shri Ishtiaque Ahmed (for SIMC)				0.00	0.00
9	Sahara India Commercial Corporation Limited	413,500	1.92		0.00	0.00
10	Sain Processing and Weaving Mills Pvt. Limited	189,500	0.88		0.00	0.00
	TOTAL	16,141,702	74.99	1,500,000	9.29	6.97

(I)(c) Statement showing Shareholding of persons belonging to the category "Public" and holding more than 1% of the total number of shares

Sr. No.	Name of the shareholder	Number of shares	Shares as a percentage of total number of shares (i.e., Grand Total (A)+(B)+(C) indicated in Statement at para (I)(a) above)
1	MGK Infrastructure Pvt. Limited	1,066,487	4.95
2	Blue Crystal Infrastructure Pvt. Ltd	1,066,486	4.95
3	NSC Infrastructure Pvt. Ltd	1,066,486	4.95
4	Himachal Futuristic Communication Ltd	250,950	1.17
5	Bennett, Coleman & Co. Ltd	1,100,000	5.11
	TOTAL	4,550,409	21.14

(I)(d) Statement showing details of locked-in shares

Sr. No.	Name of the shareholder	Number of locked-in shares	Locked-in shares as a percentage of total number of shares (i.e., Grand Total (A)+(B)+(C) indicated in Statement at para (I)(a) above)
		NIL	
	TOTAL		


(II)(a) Statement showing details of Depository Receipts (DRs)

Sr. No.	Type of outstanding DR (ADRs, GDRs, SDRs, etc.)	Number of outstanding DRs	Number of shares underlying outstanding DRs	Shares underlying outstanding DRs as a percentage of total number of shares (i.e., Grand Total)
1		NIL		
	TOTAL			

(II)(b) Statement showing holding of Depository Receipts (DRs), where underlying shares held by "promoter/promoter group" are in excess of 1% of the total number of shares

Sr. No.	Name of the DR Holder	Type of outstanding DR (ADRs, GDRs, SDRs, etc.)	Number of shares underlying outstanding DRs	Shares underlying outstanding DRs as a percentage of total number of shares (i.e., Grand Total (A)+(B)+(C) indicated in Statement at para (I)(a) above)
1		NIL		
	TOTAL			

Certified to be True
For SAHARA ONE MEDIA AND ENTERTAINMENT LTD.


COMPANY SECRETARY